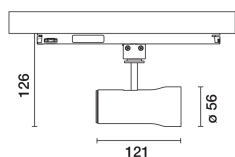


Last information update: March 2025

Product configuration: 072A.01

072A.01: SIPARIO Ø56 spotlight - CASAMBI - Flood - OBLens - - 15W 987.5lm - 3500K - CRI 97 - White

**Product code**

072A.01: SIPARIO Ø56 spotlight - CASAMBI - Flood - OBLens - - 15W 987.5lm - 3500K - CRI 97 - White

Technical description

Ø56 adjustable spotlight with adapter for installation on an electrified track. LED lamp with C.O.B. (Chip on board) technology, - CRI97- high colour rendering and 3500K tone.

Die-cast aluminium body with thermoplastic rear cap and front ring (Mass-Balance). The product can be rotated by 360° around the vertical axis with a mechanical lock and tilted by 90° relative to the horizontal plane. Passive heat dissipation.

OptiBeam Lens optical system with Flood optic.

Body complete with dimmable power supply unit and Casambi protocol positioned inside the product track adapter. The components used allow the products to be controlled with the Casambi system app and components, enabling on-off, dimming and scene recall functions and allowing multiple luminaires to operate in a Casambi mesh network. 2.4 GHz bluetooth frequency. The app is available on the Apple Store and Google Play Store. Integrated Beacon that can be activated via an app (iBeacon) that enables smart functions for third party applications and the Jiminy Push Notification app.

Spotlight with Push&Go system designed to facilitate and safely accelerate the connection between product and optic accessory. Mechanically disconnecting the accessory allows it to be disengaged but not dropped. Three internal accessories and one external one can be used simultaneously. All internal accessories rotate 360° about the spotlight longitudinal axis.

Installation

Mains voltage track.

Colour

White (01)

Weight (Kg)

0.47

Mounting

three circuit track

Notes

Max distance between product and product 8 m.

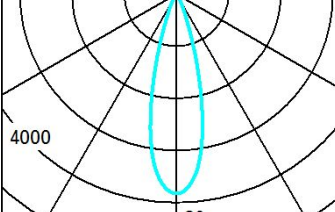
The maximum distance is affected by physical obstacles, like walls, metal panels and the layout of the system.

Complies with EN60598-1 and pertinent regulations

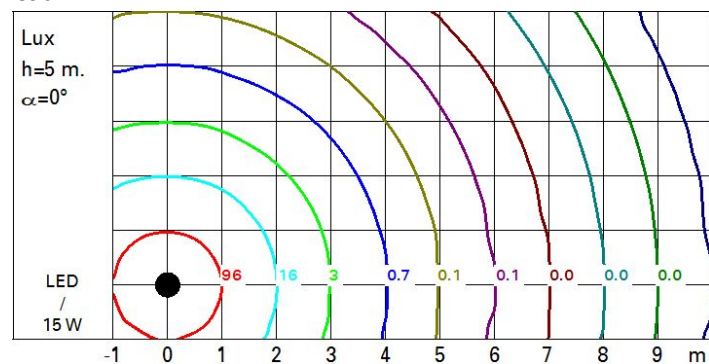
**Technical data**

Im system:	988	MacAdam Step:	2
W system:	15	Life Time LED 1:	> 50,000h - L90 - B10 (Ta 25°C)
Im source:	1250	Lamp code:	LED
W source:	13	Number of lamps for optical assembly:	1
Luminous efficiency (lm/W, real value):	65.8	ZVEI Code:	LED
Im in emergency mode:	-	Number of optical assemblies:	1
Total light flux at or above an angle of 90° [Lm]:	0	Power factor:	See installation instructions
Light Output Ratio (L.O.R.) [%]:	79	Inrush current:	5 A / 50 µs
Beam angle [°]:	28°	Maximum number of luminaires of this type per miniature circuit breaker:	B10A: 31 luminaires B16A: 50 luminaires C10A: 52 luminaires C16A: 85 luminaires
CRI (minimum):	97	Overvoltage protection:	4kV Common mode & 2kV Differential mode
Colour temperature [K]:	3500	Control:	Casambi

Polar

Imax=3824 cd		Lux				
90°	180°	90°	h	d	Em	Emax
			2	1	764	956
			4	2	191	239
			6	3	85	106
			8	4	48	60
	α = 28°					

Isolux



UGR diagram

Corrected UGR values (at 1250 lm bare lamp luminous flux)												
Reflect.: ceiling/cav walls work pl. Room dim x y		0.70	0.70	0.50	0.50	0.30	0.70	0.70	0.50	0.50	0.30	
		0.50	0.30	0.50	0.30	0.30	0.50	0.30	0.50	0.30	0.30	
		0.20	0.20	0.20	0.20	0.20	0.20	0.20	0.20	0.20	0.20	
		viewed crosswise					viewed endwise					
2H	2H	11.8	13.9	12.2	14.2	14.5	11.8	13.9	12.2	14.2	14.5	
	3H	11.7	13.3	12.1	13.6	14.0	11.7	13.3	12.1	13.6	14.0	
	4H	11.7	13.0	12.0	13.3	13.7	11.7	13.0	12.0	13.3	13.7	
	6H	11.6	12.7	12.0	13.0	13.4	11.6	12.7	12.0	13.0	13.4	
	8H	11.6	12.6	12.0	12.9	13.3	11.6	12.6	12.0	12.9	13.3	
	12H	11.5	12.5	11.9	12.9	13.3	11.5	12.5	11.9	12.9	13.3	
4H	2H	11.7	13.0	12.0	13.3	13.7	11.7	13.0	12.0	13.3	13.7	
	3H	11.6	12.6	12.0	12.9	13.3	11.5	12.6	12.0	12.9	13.3	
	4H	11.4	12.4	11.9	12.8	13.2	11.4	12.4	11.9	12.8	13.2	
	6H	11.1	12.7	11.6	13.1	13.6	11.1	12.7	11.6	13.1	13.6	
	8H	11.0	12.8	11.4	13.2	13.7	11.0	12.8	11.5	13.2	13.7	
	12H	10.8	12.7	11.3	13.2	13.7	10.8	12.7	11.4	13.2	13.7	
8H	4H	11.0	12.8	11.5	13.2	13.7	11.0	12.8	11.4	13.2	13.7	
	6H	10.8	12.6	11.3	13.1	13.6	10.8	12.6	11.3	13.1	13.6	
	8H	10.8	12.4	11.3	12.9	13.4	10.8	12.4	11.3	12.9	13.4	
	12H	10.9	12.0	11.4	12.5	13.0	10.9	12.0	11.4	12.5	13.0	
12H	4H	10.8	12.7	11.4	13.2	13.7	10.8	12.7	11.3	13.2	13.7	
	6H	10.8	12.4	11.3	12.9	13.4	10.8	12.4	11.3	12.9	13.4	
	8H	10.9	12.0	11.4	12.5	13.0	10.9	12.0	11.4	12.5	13.0	
Variations with the observer position at spacing:												
S =		1.0H	5.2 / -8.9				5.2 / -8.9					
		1.5H	8.0 / -11.4				8.0 / -11.4					
		2.0H	10.0 / -13.3				10.0 / -13.3					