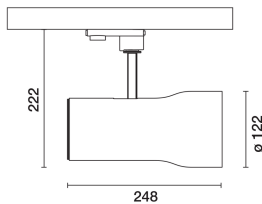


Last information update: May 2025

Product configuration: 557A

557A: SIPARIO Ø122 spotlight - CASAMBI - WideFlood - OBLens -

**Product code**

557A: SIPARIO Ø122 spotlight - CASAMBI - WideFlood - OBLens -

Technical description

Ø122 adjustable spotlight with adapter for installation on a base or electrified track. LED lamp with C.O.B. (Chip on board) technology, -CRI90- high colour rendering and 3500K tone.

Die-cast aluminium body with thermoplastic rear cap and front ring (Mass-Balance). The product can be rotated by 360° around the vertical axis with a mechanical lock and tilted by 90° relative to the horizontal plane. Passive heat dissipation.

OptiBeam Lens optical system with WideFlood optic.

Body complete with dimmable power supply unit and Casambi protocol positioned inside the product track adapter. The components used allow the products to be controlled with the Casambi system app and components, enabling on-off, dimming and scene recall functions and allowing multiple luminaires to operate in a Casambi mesh network. 2.4 GHz bluetooth frequency. The app is available on the Apple Store and Google Play Store. Integrated Beacon that can be activated via an app (iBeacon) that enables smart functions for third party applications and the Jiminy Push Notification app.

Spotlight with Push&Go system designed to facilitate and safely accelerate the connection between product and optic accessory.

Mechanically disconnecting the accessory allows it to be disengaged but not dropped. Three internal accessories and one external one can be used simultaneously. All internal accessories rotate 360° about the spotlight longitudinal axis.

Installation

Base or mains voltage track.

Colour

White (01) | Matte black (V0)

Weight (Kg)

1.82

Mounting

three circuit track

Notes

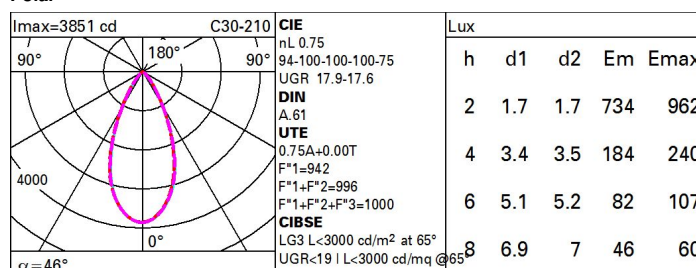
Max distance between product and product 8 m.

The maximum distance is affected by physical obstacles, like walls, metal panels and the layout of the system.

Complies with EN60598-1 and pertinent regulations

**Technical data**

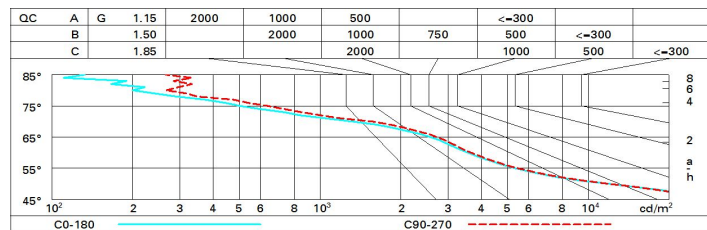
Im system:	2505	Life Time LED 1:	> 50,000h - L90 - B10 (Ta 25°C)
W system:	29.8	Lamp code:	LED
Im source:	3340	Number of lamps for optical assembly:	1
W source:	26	ZVEI Code:	LED
Luminous efficiency (Im/W, real value):	84.1	Number of optical assemblies:	1
Im in emergency mode:	-	Power factor:	See installation instructions
Total light flux at or above an angle of 90° [Lm]:	0	Inrush current:	20 A / 25 µs
Light Output Ratio (L.O.R.) [%]:	75	Maximum number of luminaires of this type per miniature circuit breaker:	B10A: 34 luminaires B16A: 55 luminaires C10A: 57 luminaires C16A: 93 luminaires
Beam angle [°]:	46°	Minimum dimming %:	1
CRI (minimum):	90	Overvoltage protection:	2kV Common mode & 1kV Differential mode
Colour temperature [K]:	3500	Control:	Casambi
MacAdam Step:	2		

Polar

Utilisation factors

R	77	75	73	71	55	53	33	00	DRR
K0.8	66	62	59	57	61	59	58	56	74
1.0	69	66	63	61	65	62	62	59	79
1.5	73	70	68	67	70	68	67	65	86
2.0	76	74	72	71	73	71	70	68	91
2.5	77	76	74	73	75	73	73	70	94
3.0	78	77	76	75	76	75	74	72	96
4.0	79	78	78	77	77	77	75	73	98
5.0	80	79	79	78	78	77	76	74	99

Luminance curve limit



UGR diagram

Corrected UGR values (at 3340 lm bare lamp luminous flux)											
Reflect.: ceiling/cav walls work pl. Room dim x y		0.70	0.70	0.50	0.50	0.30	0.70	0.70	0.50	0.50	0.30
		0.50	0.30	0.50	0.30	0.30	0.50	0.30	0.50	0.30	0.30
		0.20	0.20	0.20	0.20	0.20	0.20	0.20	0.20	0.20	0.20
		viewed crosswise					viewed endwise				
2H	2H	18.4	19.0	18.7	19.3	19.5	18.1	18.8	18.4	19.0	19.2
	3H	18.3	18.9	18.6	19.1	19.4	18.0	18.6	18.3	18.8	19.1
	4H	18.2	18.8	18.6	19.0	19.3	17.9	18.5	18.3	18.8	19.1
	6H	18.1	18.6	18.5	18.9	19.3	17.9	18.3	18.2	18.7	19.0
	8H	18.1	18.6	18.5	18.9	19.2	17.8	18.3	18.2	18.6	19.0
	12H	18.1	18.5	18.5	18.9	19.2	17.8	18.2	18.2	18.6	18.9
4H	2H	18.2	18.8	18.6	19.0	19.3	17.9	18.5	18.3	18.8	19.1
	3H	18.1	18.6	18.5	18.9	19.2	17.8	18.3	18.2	18.6	18.9
	4H	18.0	18.4	18.4	18.8	19.2	17.7	18.1	18.1	18.5	18.9
	6H	17.9	18.3	18.4	18.7	19.1	17.6	18.0	18.1	18.4	18.8
	8H	17.9	18.2	18.3	18.6	19.1	17.6	17.9	18.0	18.3	18.8
	12H	17.8	18.1	18.3	18.6	19.0	17.5	17.8	18.0	18.3	18.7
8H	4H	17.9	18.2	18.3	18.6	19.1	17.6	17.9	18.0	18.3	18.8
	6H	17.8	18.1	18.3	18.5	19.0	17.5	17.8	18.0	18.2	18.7
	8H	17.7	18.0	18.2	18.4	18.9	17.4	17.7	17.9	18.1	18.6
	12H	17.7	17.9	18.2	18.4	18.9	17.4	17.6	17.9	18.1	18.6
12H	4H	17.8	18.1	18.3	18.6	19.0	17.5	17.8	18.0	18.3	18.7
	6H	17.7	18.0	18.2	18.4	18.9	17.4	17.7	17.9	18.1	18.6
	8H	17.7	17.9	18.2	18.4	18.9	17.4	17.6	17.9	18.1	18.6
Variations with the observer position at spacing:											
S =	1.0H	4.2 / -9.7					3.9 / -9.6				
	1.5H	6.9 / -12.0					6.6 / -12.0				
	2.0H	8.9 / -13.9					8.6 / -14.3				