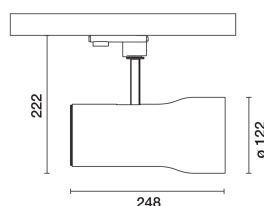


Last information update: February 2025

**Product configuration: 630A.01**

630A.01: SIPARIO Ø122 spotlight - DALI - WideFlood - OBReflector - - 34.9W 3444lm - 2700K - CRI 90 - White

**Product code**

630A.01: SIPARIO Ø122 spotlight - DALI - WideFlood - OBReflector - - 34.9W 3444lm - 2700K - CRI 90 - White

**Technical description**

Ø122 adjustable spotlight with adapter for installation on a base or electrified track. LED lamp with C.O.B. (Chip on board) technology, -CRI90- high colour rendering and 2700K tone.

Die-cast aluminium body with thermoplastic rear cap and front ring (Mass-Balance). The product can be rotated by 360° around the vertical axis with a mechanical lock and tilted by 90° relative to the horizontal plane. Passive heat dissipation.

OptiBeam Reflector optical system with WideFlood optic. Anti-scratch reflector made of P.V.D. (Physical Vapour Deposition) aluminium that can provide optimum performance in terms of light efficiency.

Dimmable electronic DALI-2 power supply integrated in the body of the luminaire.

Spotlight with Push&Go system designed to facilitate and safely accelerate the connection between product and optic accessory.

Mechanically disconnecting the accessory allows it to be disengaged but not dropped. Three internal accessories and one external one can be used simultaneously. All internal accessories rotate 360° about the spotlight longitudinal axis.

**Installation**

Base or mains voltage track.

**Colour**  
White (01)

**Weight (Kg)**  
1.45

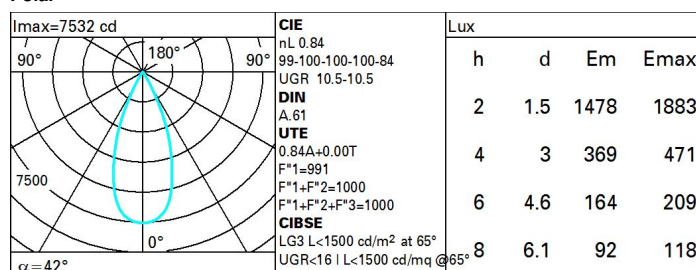
**Mounting**

three circuit track

Complies with EN60598-1 and pertinent regulations

**Technical data**

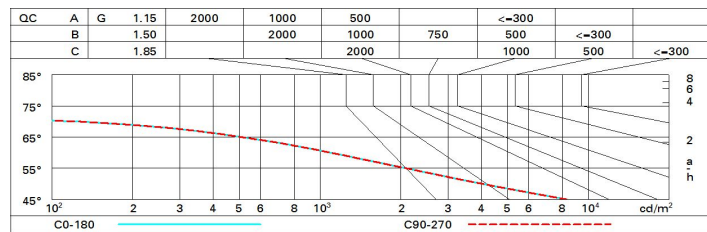
lm system:	3444	MacAdam Step:	2
W system:	34.9	Life Time LED 1:	> 50,000h - L90 - B10 (Ta 25°C)
lm source:	4100	Lamp code:	LED
W source:	30	Number of lamps for optical assembly:	1
Luminous efficiency (lm/W, real value):	98.7	ZVEI Code:	LED
lm in emergency mode:	-	Number of optical assemblies:	1
Total light flux at or above an angle of 90° [Lm]:	0	Power factor:	See installation instructions
Light Output Ratio (L.O.R.) [%]:	84	Minimum dimming %:	1
Beam angle [°]:	42°	Overvoltage protection:	2kV Common mode & 1kV Differential mode
CRI (minimum):	90	Control:	DALI-2
Colour temperature [K]:	2700		

**Polar**

# Utilisation factors

R	77	75	73	71	55	53	33	00	DRR
K0.8	76	72	69	67	71	68	68	65	78
1.0	79	75	73	71	75	72	72	69	82
1.5	83	80	78	76	79	77	77	74	88
2.0	86	84	82	81	82	81	80	78	93
2.5	87	86	85	84	84	83	83	80	96
3.0	88	87	86	86	86	85	84	82	98
4.0	89	88	88	87	87	87	85	83	99
5.0	90	89	89	89	88	87	86	84	100

# Luminance curve limit



# UGR diagram

Corrected UGR values (at 4100 lm bare lamp luminous flux)											
Reflect.: ceiling/cav walls work pl. Room dim x y		viewed crosswise					viewed endwise				
2H	2H	11.1	11.0	11.3	11.9	12.1	11.1	11.0	11.3	11.9	12.1
	3H	10.9	11.4	11.2	11.7	12.0	10.9	11.4	11.2	11.7	12.0
	4H	10.8	11.3	11.2	11.6	11.9	10.9	11.3	11.2	11.6	11.9
	6H	10.8	11.2	11.1	11.5	11.9	10.8	11.2	11.1	11.5	11.9
	8H	10.7	11.2	11.1	11.5	11.8	10.7	11.2	11.1	11.5	11.8
	12H	10.7	11.1	11.1	11.4	11.8	10.7	11.1	11.1	11.5	11.8
4H	2H	10.9	11.3	11.2	11.6	11.9	10.8	11.3	11.2	11.6	11.9
	3H	10.7	11.1	11.1	11.5	11.8	10.7	11.1	11.1	11.5	11.8
	4H	10.6	11.0	11.0	11.3	11.7	10.6	11.0	11.0	11.3	11.7
	6H	10.5	10.8	10.9	11.2	11.7	10.5	10.8	10.9	11.2	11.7
	8H	10.5	10.8	10.9	11.2	11.6	10.5	10.8	10.9	11.2	11.6
	12H	10.4	10.7	10.9	11.1	11.6	10.4	10.7	10.9	11.1	11.6
8H	4H	10.5	10.8	10.9	11.2	11.6	10.5	10.8	10.9	11.2	11.6
	6H	10.4	10.6	10.9	11.1	11.5	10.4	10.6	10.9	11.1	11.5
	8H	10.3	10.5	10.8	11.0	11.5	10.3	10.5	10.8	11.0	11.5
	12H	10.3	10.5	10.8	10.9	11.5	10.3	10.5	10.8	10.9	11.5
12H	4H	10.4	10.7	10.9	11.1	11.6	10.4	10.7	10.9	11.1	11.6
	6H	10.3	10.5	10.8	11.0	11.5	10.3	10.5	10.8	11.0	11.5
	8H	10.3	10.5	10.8	10.9	11.5	10.3	10.5	10.8	10.9	11.5
Variations with the observer position at spacing:											
S =		1.0H					5.6 / -12.0				
		1.5H					8.4 / -17.0				
		2.0H					10.4 / -23.4				