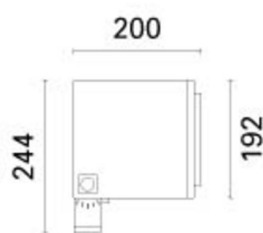


Last information update: October 2024

**Product configuration: BG35**

BG35: Outdoor floodlight - Neutral white LED - integrated dimmable DALI power supply - Spot optic

**Product code**

BG35: Outdoor floodlight - Neutral white LED - integrated dimmable DALI power supply - Spot optic

**Technical description**

Floodlight designed to use Neutral White LED lamps and lenses for spot (S) distribution. The luminaire consists of an optical assembly/component-holding box and hidden fixing bracket. The optical assembly and front frame are made of die-cast aluminium alloy coated with liquid acrylic paint (colour: RAL 9007 grey) or textured liquid paint (colour: RAL 9016 white) with a high level of resistance to weather and UV rays. The 5 mm thick tempered sodium - calcium safety glass with customised serigraphy is joined to the frame with silicone. The frame is fastened to the optical assembly by two M5 AISI 304 stainless steel captive screws and a galvanised steel safety cable. The optical assembly contains the circuit complete with LEDs and relative PMMA plastic lenses. The component-holding box, in the rear of the luminaire, is set up to hold the control gear, which is fixed with captive screws on a galvanised steel pull-out plate. The control gear can be accessed through the rear door made of painted aluminium alloy, fixed to the product body with four M5 AISI 304 stainless steel captive screws and a safety cable. iPro can be adjusted +95°/-5° relative to the horizontal line using a bracket made of extruded aluminium, on which a graduated scale (with 15° steps) is marked using serigraphy. The internal silicone seals guarantee watertightness IP66. The luminaire is set up for pass-through wiring using two M24x1.5 nickel-plated brass cable glands, suitable for the entry of cables with diameter between 7 and 16 mm. The connection between the mains and the control gear is made using a 3-pole terminal block with quick-coupling system. Various accessories are available: accessory-holder frame, visor, directional flaps, glass refractors, diffusers and coloured filters which can be applied in pairs, protective grille, "L"-shaped bracket for cornices. All external screws used are made of A2 stainless steel. The luminaire technical characteristics conform to EN60598-1 standards and particular requirements.

**Installation**

Ground, wall or ceiling installation using special bracket. Secure using screw anchors for concrete, cement and solid brick.

**Colour**

White (01) | Black (04) | Grey (15) | Rust Brown (F5)

**Weight (Kg)**

5.65

**Mounting**

wall surface|free standing

**Wiring**

Luminaire with DALI dimmable electronic power supply (220 - 240V ac, 50/60 Hz).

**Notes**

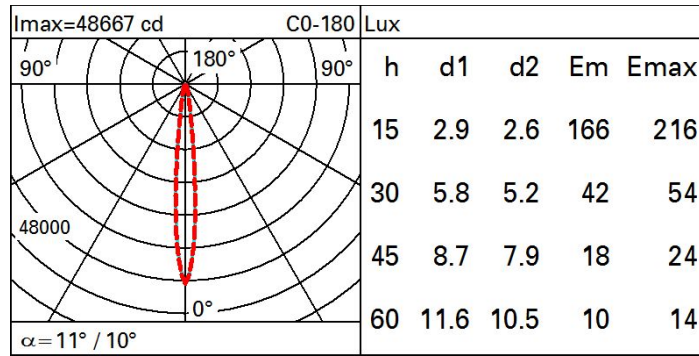
IK09 with protective grille.

Complies with EN60598-1 and pertinent regulations

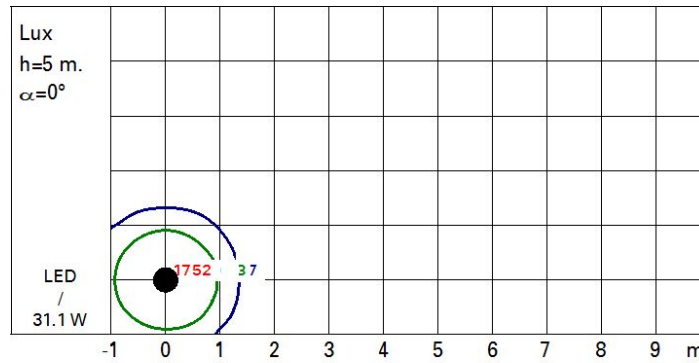
**Technical data**

lm system:	3280	Life Time LED 2:	87,000h - L80 - B10 (Ta 40°C)
W system:	31.1	Lamp code:	LED
lm source:	4000	Number of lamps for optical assembly:	1
W source:	28	ZVEI Code:	LED
Luminous efficiency (lm/W, real value):	105.5	Number of optical assemblies:	1
lm in emergency mode:	-	Intervallo temperatura ambiente:	from -25°C to 40°C.
Total light flux at or above an angle of 90° [Lm]:	0	Power factor:	See installation instructions
Light Output Ratio (L.O.R.) [%]:	82	Inrush current:	10 A / 200 µs
Beam angle [°]:	12° / 10°	Maximum number of luminaires of this type per miniature circuit breaker:	B10A: 18 luminaires B16A: 30 luminaires C10A: 31 luminaires C16A: 51 luminaires
CRI (minimum):	80	Minimum dimming %:	1
Colour temperature [K]:	4000	Overvoltage protection:	5kV Common mode & 4kV Differential mode
MacAdam Step:	3	Control:	DALI-2
Life Time LED 1:	100,000h - L80 - B10 (Ta 25°C)		

# Polar



# Isolux



# UGR diagram

Corrected UGR values (at 4000 lm bare lamp luminous flux)												
Reflect.:		viewed crosswise					viewed endwise					
ceiling	cav	0.70	0.70	0.50	0.50	0.30	0.70	0.70	0.50	0.50	0.30	
walls		0.50	0.30	0.50	0.30	0.30	0.50	0.30	0.50	0.30	0.30	
work pl.		0.20	0.20	0.20	0.20	0.20	0.20	0.20	0.20	0.20	0.20	
Room dim		viewed crosswise					viewed endwise					
x	y											
2H	2H	10.4	12.4	10.8	12.7	13.1	10.4	12.4	10.8	12.7	13.0	
	3H	10.6	11.8	10.9	12.2	12.5	10.4	11.7	10.8	12.0	12.3	
	4H	10.6	11.5	10.9	11.9	12.2	10.4	11.4	10.7	11.7	12.0	
	6H	10.5	11.3	10.9	11.6	11.9	10.3	11.1	10.7	11.4	11.7	
	8H	10.5	11.3	10.8	11.6	12.0	10.3	11.1	10.6	11.4	11.8	
	12H	10.4	11.3	10.8	11.6	12.0	10.2	11.1	10.6	11.5	11.8	
4H	2H	10.4	11.4	10.8	11.7	12.0	10.5	11.5	10.8	11.8	12.1	
	3H	10.4	11.4	10.8	11.7	12.1	10.4	11.3	10.8	11.7	12.0	
	4H	10.3	11.4	10.7	11.8	12.3	10.2	11.4	10.6	11.8	12.2	
	6H	10.0	11.7	10.4	12.1	12.6	9.9	11.6	10.4	12.1	12.6	
	8H	9.9	11.7	10.3	12.2	12.7	9.8	11.7	10.3	12.1	12.6	
	12H	9.8	11.6	10.3	12.1	12.6	9.7	11.6	10.2	12.1	12.6	
8H	4H	9.8	11.7	10.3	12.2	12.7	9.8	11.7	10.3	12.1	12.6	
	6H	9.8	11.4	10.3	11.9	12.4	9.7	11.4	10.3	11.8	12.4	
	8H	9.8	11.1	10.4	11.6	12.1	9.8	11.1	10.3	11.5	12.1	
	12H	10.0	10.7	10.5	11.2	11.8	9.9	10.7	10.5	11.2	11.7	
12H	4H	9.8	11.6	10.3	12.1	12.6	9.7	11.6	10.2	12.1	12.6	
	6H	9.8	11.1	10.4	11.6	12.1	9.8	11.1	10.3	11.5	12.1	
	8H	10.0	10.7	10.5	11.2	11.8	9.9	10.7	10.5	11.2	11.7	
Variations with the observer position at spacing:												
S =		1.0H	1.8 / -2.6				2.0 / -2.5					
		1.5H	2.7 / -5.1				3.0 / -4.6					
		2.0H	4.6 / -7.9				5.0 / -7.7					