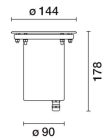


Last information update: May 2025

Product configuration: E112+X197.04

E112: Recessed floor luminaire Earth D=144 mm - Warm White - Medium optic

X197.04: Plastic casing for installation on floors + end cap - Black

**Product code**

E112: Recessed floor luminaire Earth D=144 mm - Warm White - Medium optic

Technical description

Recessed luminaire applicable to the floor or ground, designed for fitting monochrome white LED sources, for illumination, fixed optic, with incorporated electronic control gear. The round frame has a diameter D=144 mm; the body and frame are made of AISI 304 stainless steel with sodium-calcium extra clear glass, thickness 12mm. Stainless steel body coated with black paint. The luminaire is fixed to the outer casing by means of two TORX-type screws that ensure proper anchoring. Inclusive of LED circuit, OPTI BEAM aluminium reflector and black plastic cover. The product is wired using an A2 stainless steel cable gland, with type-H07RNF 2x1 mm² outgoing power cable (L=1200 mm). The cable is equipped with an anti-transpiration device (IP68) consisting of a silicone seal placed on the power cable and housed inside the product. The outer casing for installation can be ordered separately from the plastic optical assembly. The assembly made up of the frame, optical assembly and outer casing guarantees 5000 kg resistance to static loads. Maximum glass surface temperature is lower than 40°C.

Installation

The product is secured to the outer casing by means of two TORX-type screws. The luminaire can be installed recessed, floor-standing, using an outer casing or on the ground.

Colour
Steel (13)**Weight (Kg)**
1.63**Mounting**

Floor recessed|ground recessed

Wiring

Product inclusive of 220-240 VAC electronic control gear

Notes


IP68 protection rating for both the product and the power cable using IP68 connectors * The product is not deemed suitable for installation in pools and fountains. Overvoltage protection: 2KV Common mode, 1KV differenzial mode

Complies with EN60598-1 and pertinent regulations



Complete immersion for limited periods, not suitable for use in swimming pools or fountains.

□ The lighting fixtures were designed and tested to withstand a static load of up to 50000 N and to resist drive-over stress by vehicles with tires. The fixtures cannot be used in lanes subjected to horizontal stresses due to acceleration, braking and / or changes of direction.

**Accessory code**

X197.04: Plastic casing for installation on floors + end cap - Black

Technical description

Made of plastic (polypropylene). Inclusive of front cap with system for extracting the cables and double cable entry.

Installation

Floor-standing (concrete)

Colour
Black (04)**Weight (Kg)**
0.88**Mounting**

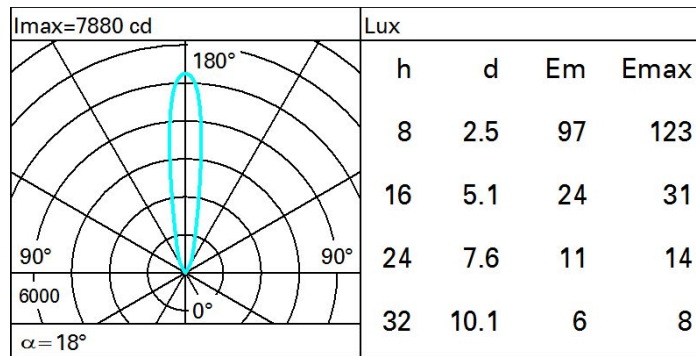
ground surface|Floor recessed|ground recessed

Complies with EN60598-1 and pertinent regulations

Technical data

Im system:	1271	MacAdam Step:	2
W system:	11.7	Life Time LED 1:	100,000h - L90 - B10 (Ta 25°C)
Im source:	1630	Life Time LED 2:	100,000h - L90 - B10 (Ta 40°C)
W source:	9.8	Lamp code:	LED
Luminous efficiency (Im/W, real value):	108.7	Number of lamps for optical assembly:	1
Im in emergency mode:	-	ZVEI Code:	LED
Total light flux at or above an angle of 90° [Lm]:	1271	Number of optical assemblies:	1
Light Output Ratio (L.O.R.) [%]:	78	Intervallo temperatura ambiente:	from -30°C to 50°C.
Beam angle [°]:	18°	Power factor:	See installation instructions
CRI (minimum):	80	Overvoltage protection:	2kV Common mode & 1kV Differential mode
Colour temperature [K]:	3000		

Polar



UGR diagram

Corrected UGR values (at 1630 lm bare lamp luminous flux)											
Reflect.: ceiling/cav walls work pl. Room dim x y		0.70	0.70	0.50	0.50	0.30	0.70	0.70	0.50	0.50	0.30
		0.50	0.30	0.50	0.30	0.30	0.50	0.30	0.50	0.30	0.30
		0.20	0.20	0.20	0.20	0.20	0.20	0.20	0.20	0.20	0.20
		viewed crosswise					viewed endwise				
2H	2H	6.7	8.8	7.1	9.1	9.4	6.7	8.8	7.1	9.1	9.4
	3H	6.6	8.1	7.0	8.4	8.8	6.6	8.1	7.0	8.4	8.8
	4H	6.5	7.8	6.9	8.1	8.5	6.5	7.8	6.9	8.1	8.5
	6H	6.5	7.5	6.9	7.9	8.2	6.5	7.5	6.9	7.8	8.2
	8H	6.4	7.5	6.8	7.8	8.2	6.4	7.5	6.8	7.8	8.2
	12H	6.4	7.4	6.8	7.8	8.2	6.4	7.4	6.8	7.8	8.2
4H	2H	6.5	7.8	6.9	8.1	8.5	6.5	7.8	6.9	8.1	8.5
	3H	6.4	7.4	6.8	7.8	8.2	6.4	7.4	6.8	7.8	8.2
	4H	6.2	7.4	6.7	7.7	8.2	6.2	7.4	6.7	7.7	8.2
	6H	5.9	7.6	6.4	8.0	8.5	5.9	7.6	6.4	8.0	8.5
	8H	5.8	7.6	6.3	8.1	8.6	5.8	7.6	6.3	8.1	8.6
	12H	5.7	7.6	6.2	8.1	8.6	5.7	7.6	6.2	8.1	8.6
8H	4H	5.8	7.6	6.3	8.1	8.6	5.8	7.6	6.3	8.1	8.6
	6H	5.7	7.4	6.2	7.9	8.4	5.7	7.4	6.2	7.9	8.4
	8H	5.7	7.2	6.2	7.7	8.2	5.7	7.2	6.2	7.7	8.2
	12H	5.9	6.8	6.4	7.3	7.8	5.9	6.8	6.4	7.3	7.8
12H	4H	5.7	7.6	6.2	8.1	8.6	5.7	7.6	6.2	8.1	8.6
	6H	5.7	7.2	6.2	7.7	8.2	5.7	7.2	6.2	7.7	8.2
	8H	5.9	6.8	6.4	7.3	7.8	5.9	6.8	6.4	7.3	7.8
Variations with the observer position at spacing:											
S =		1.0H	6.9	/ -11.9				6.9	/ -11.9		
		1.5H	9.7	/ -12.3				9.7	/ -12.3		
		2.0H	11.7	/ -12.3				11.7	/ -12.3		