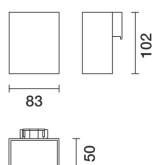
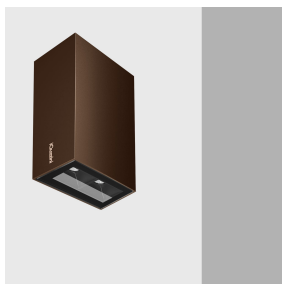


Last information update: April 2025

Product configuration: E876.I5

E876.I5: Wall-mounted Laser Blade InOut, Warm White LED, Wide Flood optic - Rust Brown / Black

**Product code**

E876.I5: Wall-mounted Laser Blade InOut, Warm White LED, Wide Flood optic - Rust Brown / Black

Technical description

Dual optic element, outdoor rectangular, wall-mounted luminaire with Warm White LED lamps and a fixed Wide Flood optic. Consists of an optical assembly (rectangular), an upper base, a glass cover, and a wall plate. The optical assembly and upper cover are made of aluminium alloy and are subjected to a multi-step, pre-treatment process, in which the main phases are degreasing, fluorozirconation (a protective surface film) and sealing (with a nano-structured silane layer). The following painting stage consists of a primer and a liquid acrylic paint, cured at 150°C, with a high level of weather and UV ray resistance. Painted plastic cover guard. AISI 304 stainless steel wall fixing plate. The tempered sodium-calcium sealing glass is transparent, with black serigraphy on the edge, 3mm thick and joined to the optical assembly with silicone. There are silicone seals between the upper cover and the optical assembly too. Metallised, thermoplastic, high definition optic, integrated in a rear position in the black, anti-glare screen. Single cable entrance via black polyamide PG11 cable clamp, suitable for \varnothing 6.5÷11mm cables. Connection with three fast-coupling terminals. Possibility to use unipolar cables with 2.4÷3.4mm diameter (1-2,5mm²). All external screws used are made of A2 stainless steel.

Installation

For wall-mounting using the special stainless steel plate. Secure using screw anchors for concrete, cement and solid brick. Product can be installed with the light beam in any direction (up, down, right, left, slanting, etc.).

Colour

Rust Brown / Black (I5)

Weight (Kg)

0.7

Mounting

wall arm/wall surface

Wiring

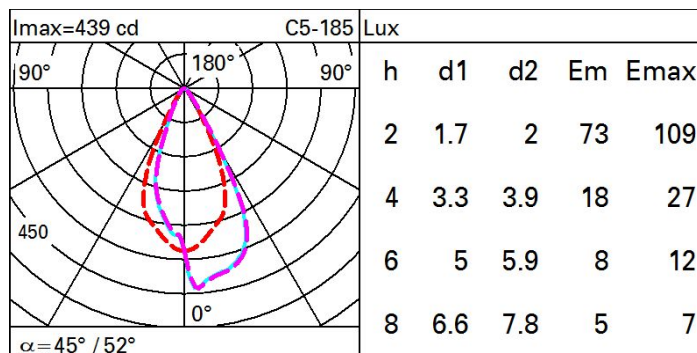
Complete with built-in electronic ballast (220÷240V ac 50/60Hz). Do not use rigid power supply cables.

Complies with EN60598-1 and pertinent regulations

**Technical data**

| | | | |
|--|-----------|---------------------------------------|---|
| Im system: | 273 | CRI (typical): | 92 |
| W system: | 3.9 | Colour temperature [K]: | 3000 |
| Im source: | 440 | MacAdam Step: | 3 |
| W source: | 3.9 | Lamp code: | LED |
| Luminous efficiency (Im/W, real value): | 69.9 | Number of lamps for optical assembly: | 1 |
| Im in emergency mode: | - | ZVEI Code: | LED |
| Total light flux at or above an angle of 90° [Lm]: | 0 | Number of optical assemblies: | 1 |
| Light Output Ratio (L.O.R.) [%]: | 62 | Intervallo temperatura ambiente: | from -20°C to +35°C. (*) |
| Beam angle [°]: | 45° / 52° | Power factor: | See installation instructions |
| CRI (minimum): | 90 | Overvoltage protection: | 2kV Common mode & 1kV Differential mode |

* Preliminary data

Polar

Isolux

