

Laser Blade InOut

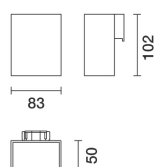
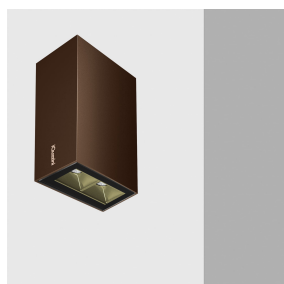
Design iGuzzini

iGuzzini

Last information update: April 2025

Product configuration: E877.U1

E877.U1: Wall-mounted Laser Blade InOut, Warm White LED, Wide Flood optic - Rust Brown/Glossy Sand



Product code

E877.U1: Wall-mounted Laser Blade InOut, Warm White LED, Wide Flood optic - Rust Brown/Glossy Sand

Technical description

Dual optic element, outdoor rectangular, wall-mounted luminaire with Warm White LED lamps and a fixed Wide Flood optic. Consists of an optical assembly (rectangular), an upper base, a glass cover, and a wall plate. The optical assembly and upper cover are made of aluminium alloy and are subjected to a multi-step, pre-treatment process, in which the main phases are degreasing, fluorozirconation (a protective surface film) and sealing (with a nano-structured silane layer). The following painting stage consists of a primer and a liquid acrylic paint, cured at 150°C, with a high level of weather and UV ray resistance. Painted plastic cover guard. AISI 304 stainless steel wall fixing plate. The tempered sodium-calcium sealing glass is transparent, with black serigraphy on the edge, 3mm thick and joined to the optical assembly with silicone. There are silicone seals between the upper cover and the optical assembly too. Metallised, thermoplastic, high definition optic, integrated in a rear position in the black, anti-glare screen. Single cable entrance via black polyamide PG11 cable clamp, suitable for \varnothing 6.5÷11mm cables. Connection with three fast-coupling terminals. Possibility to use unipolar cables with 2.4÷3.4mm diameter (1-2,5mm²). All external screws used are made of A2 stainless steel.

Installation

For wall-mounting using the special stainless steel plate. Secure using screw anchors for concrete, cement and solid brick. Product can be installed with the light beam in any direction (up, down, right, left, slanting, etc.).

Colour

Rust Brown/Glossy Sand (U1)

Weight (Kg)

0.7

Mounting

wall arm/wall surface

Wiring

Complete with built-in electronic ballast (220÷240V ac 50/60Hz). Do not use rigid power supply cables.

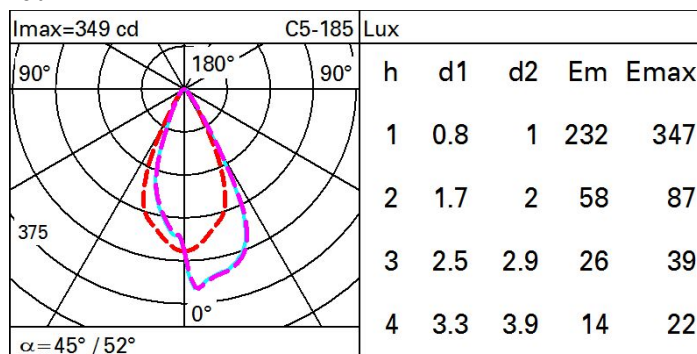
Complies with EN60598-1 and pertinent regulations



Technical data

Im system:	217	Colour temperature [K]:	2700
W system:	5.7	MacAdam Step:	3
Im source:	350	Life Time LED 1:	100,000h - L90 - B10 (Ta 25°C)
W source:	4.2	Life Time LED 2:	100,000h - L90 - B10 (Ta 40°C)
Luminous efficiency (Im/W, real value):	38.1	Lamp code:	LED
Im in emergency mode:	-	Number of lamps for optical assembly:	1
Total light flux at or above an angle of 90° [Lm]:	0	ZVEI Code:	LED
Light Output Ratio (L.O.R.) [%]:	62	Number of optical assemblies:	1
Beam angle [°]:	45° / 52°	Intervallo temperatura ambiente:	from -30°C to 50°C.
CRI (minimum):	95	Power factor:	See installation instructions
CRI (typical):	97	Overvoltage protection:	2kV Common mode & 1kV Differential mode

Polar



Isolux

