
iWay square

Design Jean-Michel Wilmotte

iGuzzini

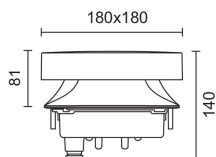
Last information update: January 2025

Product configuration: EP01+EP16.15+B513.00

EP01: Optical assembly - Warm White LED - 220÷240Vac DALI - Super Comfort 360° optic

EP16.15: Bollard for optical compartment iWay 170x170 mm - h = 919 mm - Grey

B513.00: Counter-plate with anchor bolts - Indeterminate

**Product code**

EP01: Optical assembly - Warm White LED - 220÷240Vac DALI - Super Comfort 360° optic

Technical description

Technical description: Outdoor, ground or pavement-mounted direct light luminaire, designed to use LED lamps, with a 360° symmetrical optic. The complete product consists of an optical assembly and a cylindrical post to be ordered separately. The optical assembly is made up of various parts, including a top cover made of painted aluminium; a PMMA flux enhancer; a transparent polycarbonate emission lens with an extruded internal bracket and an LED circuit fixed in radial mode; a black-painted, die-cast aluminium cone; a die-cast aluminium lower box for housing the control gear; and silicone seals to guarantee a watertight seal between the top cover, the lens and the cone. The external aluminium parts have been subjected to a multi-step, pre-treatment process, in which the main phases are degreasing, fluorozirconation (a protective surface film) and sealing (with a nano-structured silane layer). The following painting stage consists of a primer and a liquid acrylic paint, cured at 150°C, with a high level of weather and UV ray resistance. At the bottom, the optical assembly is completed by a nickel-plated brass cable clamp and an H07RN-F 4x1mm rubber outlet cable L=1700 mm. The electrical connection requires IP or BOX IP connectors that need to be ordered separately. All external screws used are made of AISI 303 (A1) stainless steel.

Installation

The optical assembly is installed on the lower cylindrical post using a bayonet fitting and secured with two special Torx type screws.

Colour

White (01) | Black (04) | Grey (15) | Rust Brown (F5)

Weight (Kg)

2.2

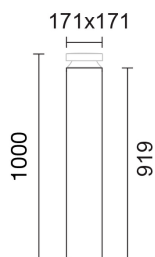

Mounting

ground anchored

Wiring

Electronic control gear unit DALI Vin: 170÷264Vac 164÷264Vdc, 50/60Hz. To adjust the light flow, the control gear can be programmed using a special programming interface (see catalogue) and the output cable from the optical assembly. The control gear is supplied in ON-Off mode and can be transformed into Midnight mode using the interface mentioned above. The DALI driver is compatible with Telemangement systems. An active control system modifies the current intensity to preserve the lifetime of the LEDs under any external ambient temperature conditions.

Complies with EN60598-1 and pertinent regulations



Accessory code

EP16.15: Bollard for optical compartment iWay 170x170 mm - h = 919 mm - Grey

Technical description

The post is cylindrical and made of extruded aluminium. It houses the three stainless steel rods fixed to the base, which give the product such a high level of impact resistance. The post is anchored to the ground by a fixing base made of corrosion-resistant low copper content die-cast aluminium alloy. The base and post are subjected to a multi-step, pre-treatment process, in which the main phases are degreasing, fluorozirconation (a protective surface film) and sealing (with a nano-structured silane layer). The following painting stage consists of a primer and a liquid acrylic paint, cured at 150°C, with a high level of weather and UV ray resistance. All external screws used are made of A2 stainless steel.

Installation

The post can be fastened to the ground/pavement using screw anchors (on pavements) or via a fixing base and plate with anchors that are surface treated with passivation for added protection against corrosion (to be ordered separately).

Colour

Grey (15)

Weight (Kg)

76

Mounting

ground surface|ground anchored

Complies with EN60598-1 and pertinent regulations

**Accessory code**

B513.00: Counter-plate with anchor bolts - Indeterminate

Technical description

Fixing plate with anchor bolts

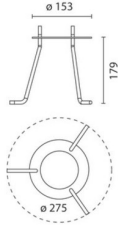
Colour

Indeterminate (00)

Weight (Kg)

0.5

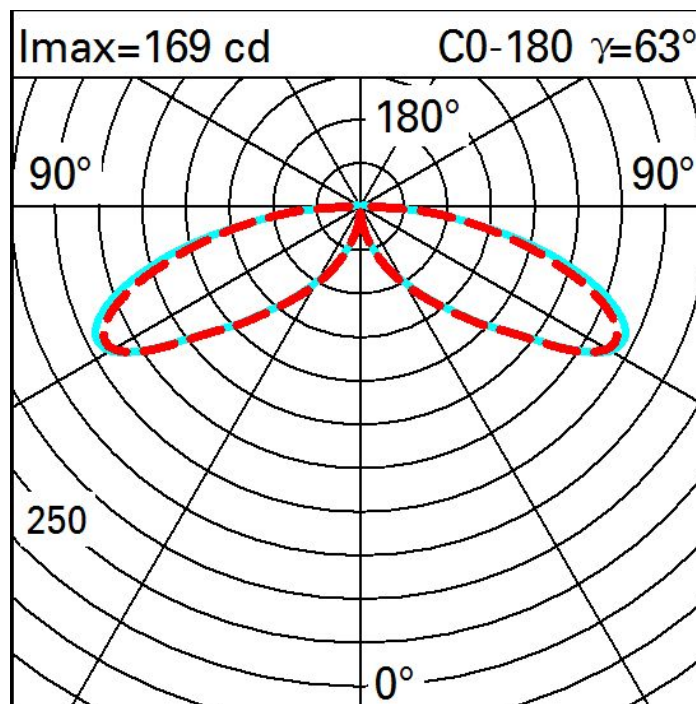
Complies with EN60598-1 and pertinent regulations

**Technical data**

Im system:	580
W system:	11
Im source:	2000
W source:	11
Luminous efficiency (Im/W, real value):	52.7
Im in emergency mode:	-
Total light flux at or above an angle of 90° [Lm]:	9
Light Output Ratio (L.O.R.) [%]:	29
CRI (minimum):	80

Colour temperature [K]:	3000
MacAdam Step:	3
Lamp code:	LED
Number of lamps for optical assembly:	1
ZVEI Code:	LED
Number of optical assemblies:	1
Intervallum temperatura ambiente:	from -20°C to +35°C. (*)
Control:	DALI-2

* Preliminary data

Polar

Isolux

