

Last information update: May 2025

**Product configuration: ES24+X491.13+350mA**

ES24: Floor-recessed Orbit luminaire D=74mm - Flush-mounted stainless steel frame - Neutral White LED - Flood Comfort optic  
X491.13: Outer casing in plastic for the ground, floor with stainless steel ring + closure cap - Steel



**Product code**

ES24: Floor-recessed Orbit luminaire D=74mm - Flush-mounted stainless steel frame - Neutral White LED - Flood Comfort optic

**Technical description**

Floor or ground-recessed luminaire designed to use white monochrome LED lamps, a fixed optic and powered with a continuous current of 350/500mA. The round frame with no visible screws and the optical assembly are made of AISI 304 stainless steel with an extra-clear, sodium-calcium tempered glass cover. The luminaire is fixed to the outer casing using special locking seals that hold it in place. The unit comes complete with LED circuit, a metallized plastic OPTI BEAM reflector and honeycomb louvre. The product's wiring system features an A2 stainless steel cable gland with a 1800 mm long H05RNF type 2x1 mm² output power cable. The cable is equipped with an anti-transpiration device (IP68) that consists of a silicone-coated joint located on the power cable. An outer casing is available for installation and can be ordered separately from the plastic optic assembly. The glass unit, optical assembly, frame and outer casing together guarantee a maximum static load resistance of 2000 kg. The maximum surface temperature of the glass is less than 40°C.

**Installation**

The product is fixed to the outer casing using special locking seals with toolfree installation. The unit can be floor-recessed using the outer casing for installation or ground-recessed without the outer casing.

**Colour**

Steel (13)\* | Gold (14)\* | Bronze (69)\* | Burnished chrome (E6)\*

**Weight (Kg)**

1.43

\* Colours on request

**Mounting**

Floor recessed|ground recessed










**Wiring**

Ballasts available: traditional and IP67 sealed 350/500mA. The product comes complete with a 1800 mm long H05RNF type 2x1 mm² output power cable and an electronic plate with a 350/500mA Max LED. Ballast to be ordered separately.



**Notes**

IP68 rating on both the product and the cable using IP68 connectors \* The product is not suitable for installation in swimming pools and fountains. Versions with a Brass (.14), Bronze (.69) and Burnished Chrome (.E6) finish applied with PVD (Physical Vapor Deposition) coating technology on the stainless steel frame.

Complies with EN60598-1 and pertinent regulations



Complete immersion for limited periods, not suitable for use in swimming pools or fountains.



□ The lighting fixtures were designed and tested to withstand a static load of up to 20000 N and to resist drive-over stress by vehicles with tires. The fixtures cannot be used in lanes subjected to horizontal stresses due to acceleration, braking and / or changes of direction.

**Accessory code**

X491.13: Outer casing in plastic for the ground, floor with stainless steel ring + closure cap - Steel

**Technical description**

Made of plastic (polypropylene). Complete with front cap, cable extraction system and twin cable entrance.

**Installation**

Mounted on (concrete) walls, floors and ceilings using special brackets (anchors)

**Colour**

Steel (13)

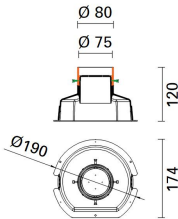
**Weight (Kg)**

0.38

**Mounting**

ground surface|Floor recessed|ground recessed

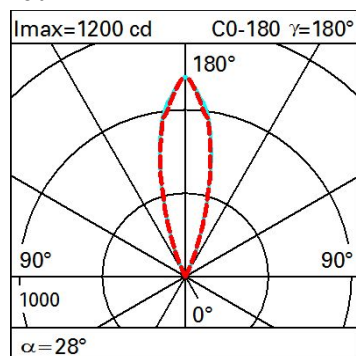
Complies with EN60598-1 and pertinent regulations



# Technical data

Im system:	286	Colour temperature [K]:	4000
W system:	4	MacAdam Step:	2
Im source:	510	Life Time LED 1:	98,000h - L80 - B10 (Ta 25°C)
W source:	3.8	Life Time LED 2:	99,000h - L80 - B10 (Ta 40°C)
Luminous efficiency (Im/W, real value):	71.4	Lamp code:	LED
Im in emergency mode:	-	Number of lamps for optical assembly:	1
Total light flux at or above an angle of 90° [Lm]:	286	ZVEI Code:	LED
Light Output Ratio (L.O.R.) [%]:	56	Number of optical assemblies:	1
Beam angle [°]:	28°	Intervall temperatura ambiente:	from -25°C to 50°C.
CRI (minimum):	80	LED current [mA]:	350

## Polar

Imax=1200 cd C0-180 γ=180°		Lux				
		h	d1	d2	Em	E <sub>max</sub>
	180°					
	90°	2	1	1	232	300
	90°	4	2	2	58	75
	0°	6	3	3	26	33
	0°	8	4	4	14	19