

Last information update: October 2024

Product configuration: ES71+X491.13+350mA

ES71: Floor-recessed Orbit luminaire D=74mm - Flush-mounted all glass cover - Warm White LED - Elliptical optic
X491.13: Outer casing in plastic for the ground, floor with stainless steel ring + closure cap - Steel



Product code

ES71: Floor-recessed Orbit luminaire D=74mm - Flush-mounted all glass cover - Warm White LED - Elliptical optic

Technical description

Floor or ground-recessed luminaire designed to use white monochrome LED lamps, a fixed optic and powered with a continuous current of 350/500mA. The product consists of a flush-mounted glass cover and an optical assembly made of AISI 304 stainless steel. The extra-clear sodium-calcium glass cover, with black serigraphy, is fixed to the optical assembly by means of a silicone seal. The luminaire is fixed to the outer casing using special locking seals that hold it in place. The unit comes complete with LED circuit and methacrylate lens. The product's wiring system features an A2 stainless steel cable gland with a 1800 mm long H05RNF type 2x1 mm² output power cable. The cable is equipped with an anti-transpiration device (IP68) that consists of a silicone-coated joint located on the power cable. An outer casing is available for installation and can be ordered separately from the plastic optic assembly. The glass unit, optical assembly and outer casing together guarantee a maximum static load resistance of 2000 kg. The maximum surface temperature of the glass is less than 40°C.

Installation

The product is fixed to the outer casing using special locking seals with toolfree installation. The unit can be floor-recessed using the outer casing for installation or ground-recessed without the outer casing.

Colour
Black (04)

Weight (Kg)
1.43

Mounting

Floor recessed|ground recessed













Wiring

Ballasts available: traditional and IP67 sealed 350/500mA. The product comes complete with a 1800 mm long H05RNF type 2x1 mm² output power cable and an electronic plate with a 350/500mA Max LED. Ballast to be ordered separately.

Notes

IP68 rating on both the product and the cable using IP68 connectors * The product is not suitable for installation in swimming pools and fountains.

Complies with EN60598-1 and pertinent regulations



Complete immersion for limited periods, not suitable for use in swimming pools or fountains.

The lighting fixtures were designed and tested to withstand a static load of up to 20000 N and to resist drive-over stress by vehicles with tires. The fixtures cannot be used in lanes subjected to horizontal stresses due to acceleration, braking and / or changes of direction.

Accessory code

X491.13: Outer casing in plastic for the ground, floor with stainless steel ring + closure cap - Steel

Technical description

Made of plastic (polypropylene). Complete with front cap, cable extraction system and twin cable entrance.

Installation

Mounted on (concrete) walls, floors and ceilings using special brackets (anchors)

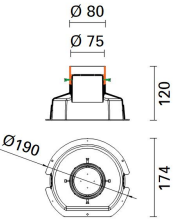
Colour
Steel (13)

Weight (Kg)
0.38

Mounting

ground surface|Floor recessed|ground recessed

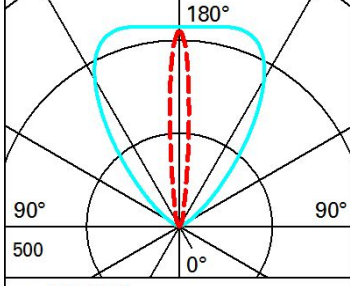
Complies with EN60598-1 and pertinent regulations



Technical data

Im system:	394	Colour temperature [K]:	2700
W system:	4	MacAdam Step:	2
Im source:	480	Life Time LED 1:	98,000h - L80 - B10 (Ta 25°C)
W source:	3.8	Life Time LED 2:	99,000h - L80 - B10 (Ta 40°C)
Luminous efficiency (Im/W, real value):	98.4	Lamp code:	LED
Im in emergency mode:	-	Number of lamps for optical assembly:	1
Total light flux at or above an angle of 90° [Lm]:	394	ZVEI Code:	LED
Light Output Ratio (L.O.R.) [%]:	82	Number of optical assemblies:	1
Beam angle [°]:	78° / 10°	Intervallo temperatura ambiente:	from -25°C to 50°C.
CRI (minimum):	80	LED current [mA]:	350

Polar

Imax=1108 cd C0-180 γ=163°		Lux				
		h	d1	d2	Em	E _{max}
		2	3.2	0.3	204	267
		4	6.5	0.7	51	67
		6	9.7	1	23	30
		8	13	1.4	13	17
α = 78° / 10°						