


iGuzzini

Product configuration: MQ84.01

MQ84.01: 15 - cell Recessed luminaire - LED - Warm white - Incorporated DALI dimmable power supply - Flood optic - White



Product code

MQ84.01: 15 - cell Recessed luminaire - LED - Warm white - Incorporated DALI dimmable power supply - Flood optic - White

Technical description

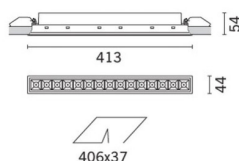
rectangular miniaturised recessed luminaire with 15 optical elements with LED lamps - fixed optics - flood beam angle. Main body with die-cast aluminium radiant surface, version with perimeter surface frame. Metallised thermoplastic high definition optics, integrated in a rear position in the black anti-glare screen; the structure of the optical system prevents a pinpoint effect, allowing precise, circular light distribution and emission with controlled glare . Supplied with DALI dimmable electronic control gear connected to the luminaire. Warm white high colour rendering LED

Installation

recessed with steel wire springs for false ceilings from 1 to 25 mm thick - preparation hole 37 x 406

Colour
White (01)

Weight (Kg)
0.86



Mounting

mounting
wall recessed/ceiling recessed

Wiring

on control gear box with quick-coupling connections

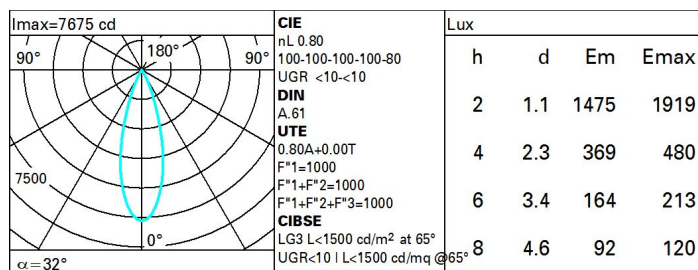
Complies with EN60598-1 and pertinent regulations



Technical data

Im system:	2236	CRI (typical):	97
W system:	35	Colour temperature [K]:	3000
Im source:	2800	MacAdam Step:	3
W source:	31	Life Time LED 1:	50,000h - L90 - B10 (Ta 25°C)
Luminous efficiency (Im/W, real value):	63.9	Lamp code:	LED
Im in emergency mode:	-	Number of lamps for optical assembly:	1
Total light flux at or above an angle of 90° [Lm]:	0	ZVEI Code:	LED
Light Output Ratio (L.O.R.) [%]:	80	Number of optical assemblies:	1
Beam angle [°]:	31°	Control:	DALI-2
CRI (minimum):	95		

Polar



Utilisation factors

R	77	75	73	71	55	53	33	00	DRR
K0.8	72	69	66	64	68	66	65	63	78
1.0	75	72	70	68	71	69	69	66	83
1.5	79	77	75	73	76	74	73	71	89
2.0	81	80	78	77	79	77	76	74	93
2.5	83	82	81	80	80	79	79	77	96
3.0	84	83	82	81	82	81	80	78	98
4.0	85	84	84	83	83	82	81	79	99
5.0	85	85	85	84	84	83	82	80	100

UGR diagram

Corrected UGR values (at 2800 lm bare lamp luminous flux)											
Reflect.:		viewed crosswise					viewed endwise				
ceiling/cav		0.70	0.70	0.50	0.50	0.30	0.70	0.70	0.50	0.50	0.30
walls		0.50	0.30	0.50	0.30	0.30	0.50	0.30	0.50	0.30	0.30
work pl.		0.20	0.20	0.20	0.20	0.20	0.20	0.20	0.20	0.20	0.20
Room dim											
x	y										
2H	2H	-3.1	-2.6	-2.9	-2.4	-2.2	-3.1	-2.6	-2.9	-2.4	-2.2
	3H	-3.3	-2.8	-3.0	-2.5	-2.3	-3.3	-2.8	-3.0	-2.5	-2.3
	4H	-3.3	-2.9	-3.0	-2.6	-2.3	-3.3	-2.9	-3.0	-2.6	-2.3
	6H	-3.4	-3.0	-3.1	-2.7	-2.4	-3.4	-3.0	-3.1	-2.7	-2.4
	8H	-3.5	-3.1	-3.1	-2.7	-2.4	-3.5	-3.1	-3.1	-2.7	-2.4
	12H	-3.5	-3.1	-3.1	-2.8	-2.4	-3.5	-3.1	-3.1	-2.8	-2.4
4H	2H	-3.3	-2.9	-3.0	-2.6	-2.3	-3.3	-2.9	-3.0	-2.6	-2.3
	3H	-3.5	-3.1	-3.1	-2.8	-2.4	-3.5	-3.1	-3.1	-2.8	-2.4
	4H	-3.6	-3.3	-3.2	-2.9	-2.5	-3.6	-3.3	-3.2	-2.9	-2.5
	6H	-3.7	-3.4	-3.2	-3.0	-2.6	-3.7	-3.4	-3.2	-3.0	-2.6
	8H	-3.7	-3.5	-3.3	-3.0	-2.6	-3.7	-3.5	-3.3	-3.0	-2.6
	12H	-3.8	-3.5	-3.3	-3.1	-2.6	-3.8	-3.5	-3.3	-3.1	-2.6
8H	4H	-3.7	-3.5	-3.3	-3.0	-2.6	-3.7	-3.5	-3.3	-3.0	-2.6
	6H	-3.8	-3.6	-3.3	-3.1	-2.7	-3.8	-3.6	-3.3	-3.1	-2.7
	8H	-3.9	-3.7	-3.4	-3.2	-2.7	-3.9	-3.7	-3.4	-3.2	-2.7
	12H	-3.9	-3.8	-3.4	-3.3	-2.8	-3.9	-3.8	-3.4	-3.3	-2.8
12H	4H	-3.8	-3.5	-3.3	-3.1	-2.6	-3.8	-3.5	-3.3	-3.1	-2.6
	6H	-3.9	-3.7	-3.4	-3.2	-2.7	-3.9	-3.7	-3.4	-3.2	-2.7
	8H	-3.9	-3.8	-3.4	-3.3	-2.8	-3.9	-3.8	-3.4	-3.3	-2.8
Variations with the observer position at spacing:											
S =		1.0H	0.8 / -18.5				0.8 / -18.5				
		1.5H	9.6 / -18.7				9.6 / -18.7				
		2.0H	11.6 / -23.0				11.6 / -23.0				