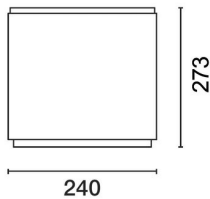


Last information update: October 2024

Product configuration: MR76

MR76: Ceiling-mounted luminaire - warm LED - Controlled luminance UGR < 19 - DALI dimmable control gear

**Product code**MR76: Ceiling-mounted luminaire - warm LED - Controlled luminance UGR < 19 - DALI dimmable control gear **Attention! Code no longer in production****Technical description**

LED lamp, ceiling-mounted luminaire; integrated DALI dimmable control gear. Die-cast aluminium plate for surface mounting with diffuser element; technical, shaped aluminium sheet brackets for components and optics; comfort reflector vacuum-metallised with aluminium vapours and finished with a protective anti-scratch layer - controlled luminance optic; safety glass cover over LED lamp; lathe-shaped aluminium cylindrical body; lower ring in high resistance polycarbonate.

Installation

Plate fixed to ceiling using screws and screw anchors (not included); bayonet assembly systems ensuring simple installation and maintenance; snap-on spring fastening for reflector. Wall or pendant application option available thanks to special accessory kits with a separate code.

Colour

White (01) | Grey (15)

Weight (Kg)

3.1

Mounting

wall surface|ceiling surface|ceiling pendant

Wiring

Control gear integrated in luminaire; mains and optic unit connections made with quick coupling terminal blocks. Touch-dim push-button dimming option (see instruction sheet)

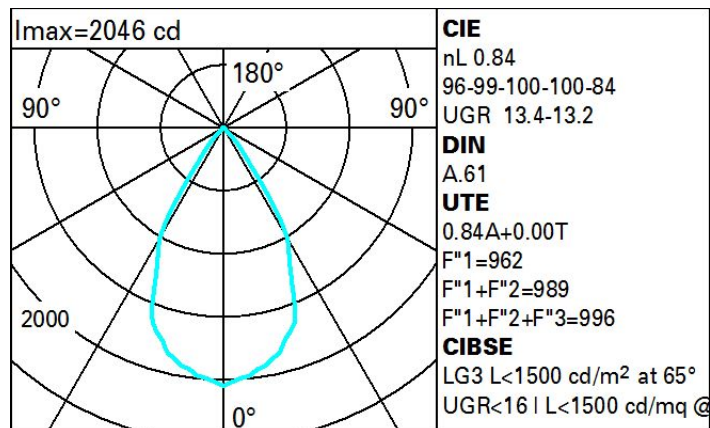
Notes

Kit for wall-mounting: code no. 9443 - kit for steel cable pendant system L 1500: code no. 9441

Complies with EN60598-1 and pertinent regulations

**Technical data**

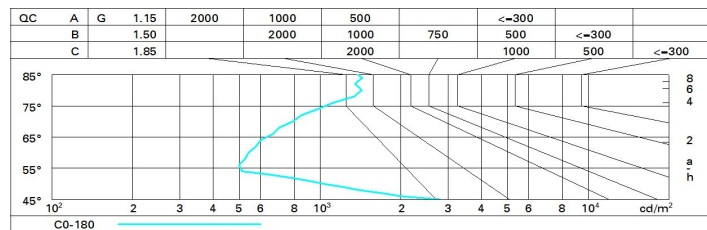
Im system:	1679	Colour temperature [K]:	3000
W system:	15.3	MacAdam Step:	2
Im source:	2000	Life Time LED 1:	> 50,000h - L80 - B10 (Ta 25°C)
W source:	12	Lamp code:	LED
Luminous efficiency (Im/W, real value):	109.8	Number of lamps for optical assembly:	1
Im in emergency mode:	-	ZVEI Code:	LED
Total light flux at or above an angle of 90° [Lm]:	0	Number of optical assemblies:	1
Light Output Ratio (L.O.R.) [%]:	84	Control:	DALI
CRI:	80		

Polar

Utilisation factors

R	77	75	73	71	55	53	33	00	DRR
K0.8	74	70	67	65	69	67	66	63	76
1.0	78	74	71	69	73	71	70	67	80
1.5	82	79	77	75	78	76	75	73	87
2.0	85	83	81	80	82	80	79	77	91
2.5	87	85	84	82	84	82	82	79	94
3.0	88	86	85	85	85	84	83	81	96
4.0	89	88	87	86	86	86	85	82	98
5.0	89	89	88	88	87	87	85	83	99

Luminance curve limit



UGR diagram

Corrected UGR values (at 2000 lm bare lamp luminous flux)											
Reflect.: ceiling/cav walls work pl. Room dim x y		viewed crosswise					viewed endwise				
		0.70	0.70	0.50	0.50	0.30	0.70	0.70	0.50	0.50	0.30
		0.50	0.30	0.50	0.30	0.30	0.50	0.30	0.50	0.30	0.30
		0.20	0.20	0.20	0.20	0.20	0.20	0.20	0.20	0.20	0.20
2H	2H	13.4	14.1	13.7	14.3	14.6	13.4	14.1	13.7	14.3	14.6
	3H	13.4	14.0	13.7	14.2	14.5	13.3	13.9	13.6	14.2	14.5
	4H	13.4	13.9	13.7	14.2	14.5	13.3	13.8	13.6	14.1	14.4
	6H	13.4	13.9	13.8	14.2	14.6	13.2	13.7	13.5	14.0	14.3
	8H	13.5	13.9	13.8	14.3	14.6	13.1	13.6	13.5	14.0	14.3
	12H	13.5	13.9	13.8	14.3	14.6	13.1	13.6	13.5	13.9	14.3
4H	2H	13.3	13.8	13.6	14.1	14.4	13.4	13.9	13.7	14.2	14.5
	3H	13.2	13.7	13.6	14.0	14.4	13.3	13.7	13.6	14.1	14.4
	4H	13.2	13.6	13.6	14.0	14.4	13.2	13.6	13.6	14.0	14.4
	6H	13.4	13.7	13.8	14.1	14.6	13.2	13.6	13.6	14.0	14.4
	8H	13.4	13.8	13.9	14.2	14.6	13.2	13.5	13.6	13.9	14.4
	12H	13.5	13.8	14.0	14.2	14.7	13.2	13.5	13.6	13.9	14.3
8H	4H	13.2	13.5	13.6	13.9	14.4	13.4	13.8	13.9	14.2	14.6
	6H	13.4	13.7	13.9	14.1	14.6	13.5	13.8	14.0	14.2	14.7
	8H	13.5	13.8	14.0	14.2	14.7	13.5	13.8	14.0	14.2	14.7
	12H	13.7	13.9	14.2	14.3	14.9	13.6	13.8	14.1	14.3	14.8
12H	4H	13.2	13.5	13.6	13.9	14.3	13.5	13.8	14.0	14.2	14.7
	6H	13.4	13.7	13.9	14.1	14.6	13.6	13.8	14.1	14.3	14.8
	8H	13.6	13.8	14.1	14.3	14.8	13.7	13.9	14.2	14.3	14.9
Variations with the observer position at spacing:											
S =	1.0H	4.8 / -4.4					4.8 / -4.4				
	1.5H	7.5 / -4.6					7.5 / -4.6				
	2.0H	9.4 / -4.5					9.4 / -4.5				