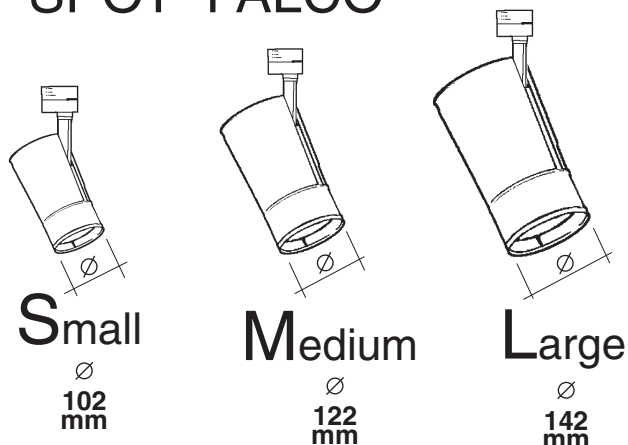


SPOT PALCO



ATTENZIONE:

LA SICUREZZA DELL'APPARECCHIO E' GARANTITA SOLO CON L'USO APPROPRIATO DELLE SEGUENTI ISTRUZIONI; PERTANTO E' NECESSARIO CONSERVARLE.

WARNING:

THE SAFETY OF THIS FIXTURE IS GUARANTEED ONLY IF YOU COMPLY WITH THESE INSTRUCTIONS; REMEMBER TO CONSERVE IN A SAFE PLACE.

ATTENTION:

LA SECUTIE DE L'APPAREIL N'EST GARANTIE QU'EN CAS D'UTILISATION CORRECTE DES INSTRUCTIONS SUIVANTES; IL FAUT PAR CONSEQUENT LES CONSERVER.

ACHTUNG:

DIE SICHERHEIT DES GERÄTES WIRD NUR DURCH SACHGEMÄSSE BEFOLGUNG NACHSTEHENDER ANWEISUNGEN GEWÄHRLEISTET; IHRE AUFBEWAHRUNG IST DESHALB SEHR WICHTIG.

OPGELET:

DE VEILIGHEID VAN DI ATOESTEL IS SLECHTS DAN GEGARANDEERD ALS INDIEN DE VOLGENDE INSTRUCTIES STRIKT WORDEN TOEGEPAST: DAAROM MOET MEN ZE OOK BEWAREN.

ATENCION:

LA SEGURIDAD DEL APARATO SE GARANTIZA SOLO CUMPLIENDO CUIDADOSAMENTE LAS SIGUIENTES INSTRUCCIONES; POR ELLO, ES NECESARIO CONSERVARLAS.

BEMÆRK:

SIKKERHEDEN VED BRUG AF ARMATURET KAN KUN GARANTERES, HVIS DISSE ANVISNINGER FØLGES; SØRG DERFOR FOR AT GEMME DEM.

ADVARSEL:

SIKKERHETEN TIL DETTE APPARATET GARANTERES KUN HVIS DU OVERHOLDER DISSE INSTRUKSJONENE; HUSK Å OPPBEVARE DEM PÅ ET TRYGT STED.

OBSERVERA!

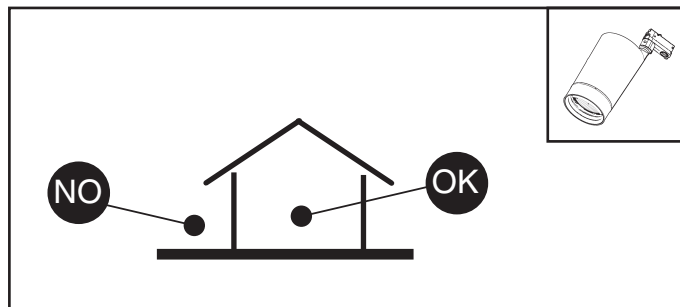

UTRUSTNINGENS SÄKERHET KAN ENDAST GARANTERAS OM DESSA ANVISNINGAR RESPEKTERAS I DETALJ. SPARA DÄRFÖR DESSA ANVISNINGAR FÖR FRAMTIDA KONSULTATION.

ВНИМАНИЕ:

МЫ ГАРАНТИРУЕМ БЕЗОПАСНУЮ ЭКСПЛУАТАЦИЮ ИЗДЕЛИЯ ТОЛЬКО ПРИ СОБЛЮЖДЕНИИ СЛЕДУЮЩИХ ИНСТРУКЦИЙ; С ЭТОЙ ЦЕЛЬЮ НЕОБХОДИМО СОХРАНИТЬ ДАННУЮ БРОШЮРУ.

警告

为确保该装置安全，请遵守操作指示；并于安全场所放置。



N.B.: DURANTE L'INSTALLAZIONE DEL SISTEMA RISPETTARE SCRUPOLOSAMENTE LE NORME IMPIANTISTICHE VIGENTI.

N.B.: WHEN INSTALLING THE SYSTEM, STRICTLY COMPLY WITH ALL REGULATIONS ON INSTALLATION IN FORCE.

N.B.: LORS DE L'INSTALLATION DU SYSTÈME VEUILLEZ RESPECTER RIGOREUSEMENT LES NORMES EN VIGUEUR EN LA MATIÈRE.

NB: BEACHTEN SIE BEIDER INSTALLATION DES SYSTEMS GEWISSENHAFT DIE GÜLTIGEN BESTIMMUNGEN BEZÜGLICH DER ANLAGENTECHNIK.

N.B.: BIJ HET INSTALLEREN VAN HET SYSTEEM MOET U DE GELDEN DE INSTALLATIE-NORMEN STRIKT NALEVEN.

N.B.: DURANTE LA INSTALACIÓN DEL SISTEMA RESPETAR E SCRUPULOSAMENTE LAS NORMAS DE INSTALACIÓN VIGENTES.

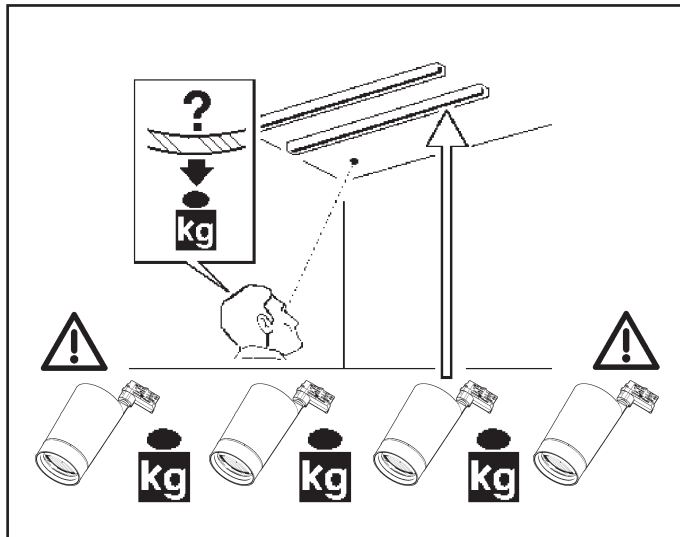
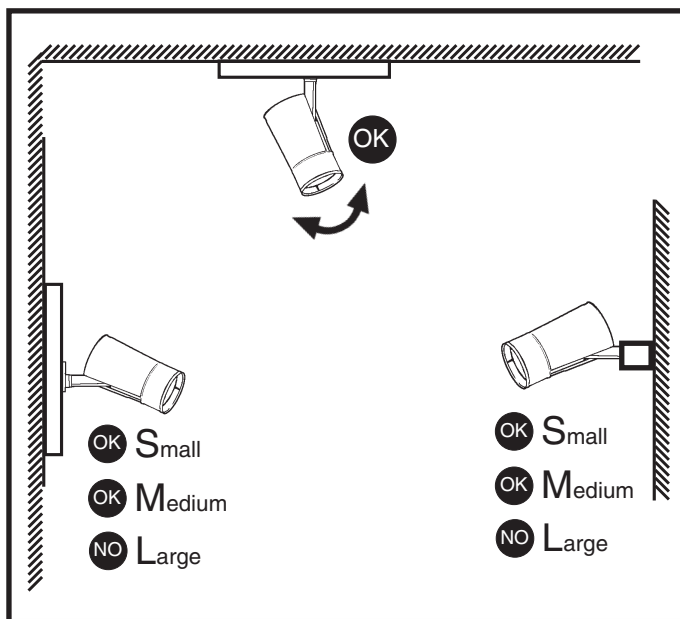
N.B.: UNDER INSTALLATION AF SYSTEMET SKAL MAN NØJE OVERHOLDE DE GÆLDENDE REGLER FOR DISSE ANLÆG.

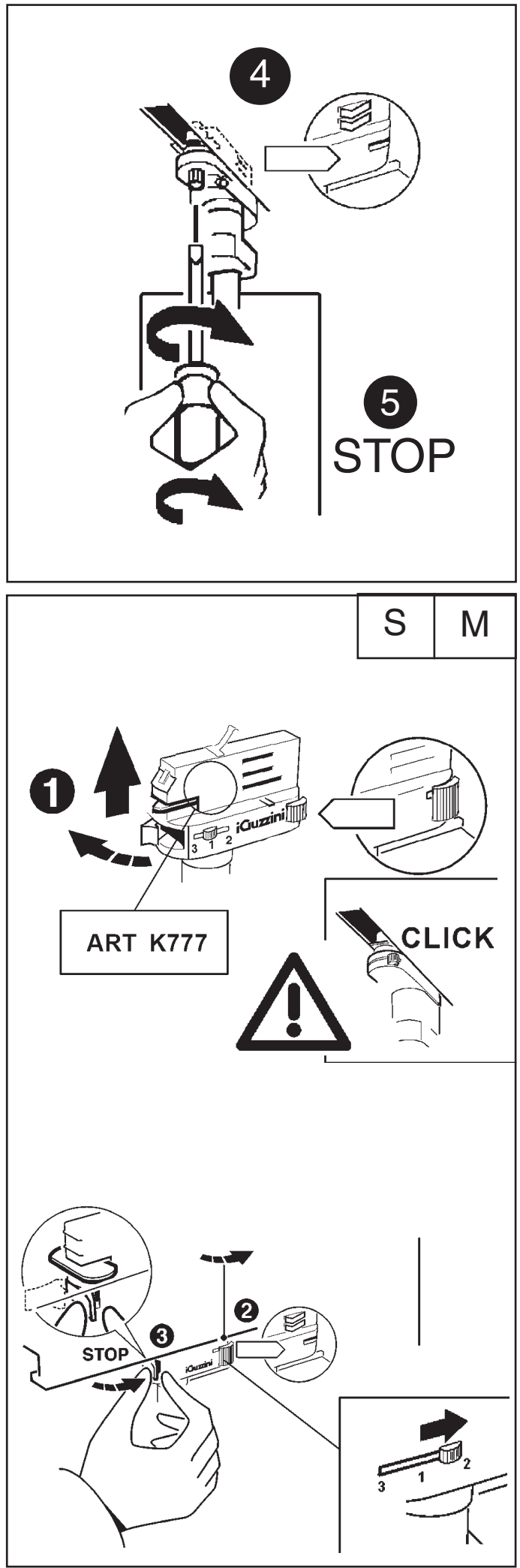

N.B.: VED INSTALLASJON AV SYSTEMET SKAL ALLE FORSKRIFTER OM INSTALLASJON SOM GJELDER FØLGES STRENGT.

OBS! UNDER INSTALLATIONEN AV SYSTEMET SKA INSTALLATIONSFÖRESKRIFTERNA RESPEKTERAS I DETALJ.

ПРИМЕЧАНИЕ: В ПРОЦЕССЕ МОНТАЖА СИСТЕМЫ СТРОГО СОБЛЮДАЙТЕ НАЦИОНАЛЬНЫЕ ДЕЙСТВУЮЩИЕ НОРМАТИВЫ ПО ЭЛЕКТРОПРОВОДКЕ.

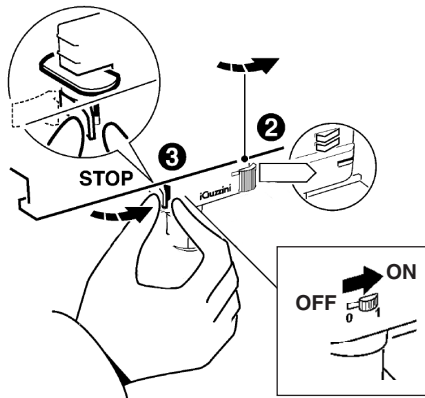
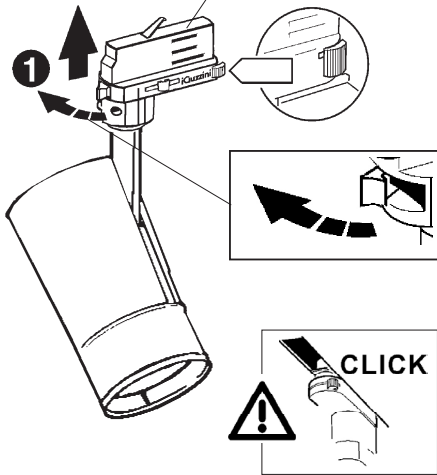
注意：在安装系统时请遵守设备的安装规定。





ART K888

DALI



I Sul binario DALI iGuzzini è possibile utilizzare solo prodotti DALI iGuzzini. I prodotti DALI iGuzzini possono essere utilizzati solo su binari DALI iGuzzini.

GB The iGuzzini DALI track may only be used in conjunction with iGuzzini DALI products. iGuzzini DALI products may only be used in conjunction with iGuzzini DALI tracks.

F Sur le rail DALI iGuzzini on en peut utiliser que des produits DALI iGuzzini. Les produits DALI iGuzzini ne peuvent être utilisés que sur les rails DALI iGuzzini.

D An der DALI-Stromschiene von iGuzzini können nur DALI-fähige Leuchten von iGuzzini angeschlossen werden. Die DALI-fähigen Leuchten von iGuzzini eignen sich nur zur Verwendung an DALI-Stromschienen von iGuzzini.

NL Op de iGuzzini DALI rails is het alleen mogelijk producten iGuzzini DALI te gebruiken. De producten iGuzzini DALI mogen alleen worden gebruikt op de rails iGuzzini DALI.

E En el rail DALI iGuzzini se pueden utilizar solamente productos DALI iGuzzini. Los productos DALI iGuzzini pueden utilizarse solamente en los railes DALI iGuzzini.

N På skinnen DALI iGuzzini er det bare mulig å bruke DALI iGuzzini-produkter. Produktene DALI iGuzzini kan bare brukes på DALI iGuzzini-skinner.

DK På DALI iGuzzini skinnen er det kun muligt at bruge produkter fra DALI iGuzzini. DALI iGuzzini produkterne kan kun bruges på DALI iGuzzini skinnerne.

S På DALI iGuzzini-spåret kan endast DALI iGuzzini-produkter. DALI iGuzzini-produkter kan endast användas på DALI iGuzzini-spår.

RUS На шинопроводе DALI iGuzzini можно использовать только изделия DALI iGuzzini. Изделия DALI iGuzzini могут быть использованы только на шинопроводах DALI iGuzzini.

CN 在iGuzzini DALI 轨道上只可使用DALI iGuzzini 的产品。DALI iGuzzini 的产品只可使用在DALI iGuzzini的轨道上。

I NON MODIFICARE I PARAMETRI DELL'ALIMENTATORE DALI IMPOSTATI DALLA "iGuzzini"

GB DO NOT CHANGE THE DALI POWER-UNIT PARAMETERS SET BY "iGuzzini"

F NE PAS MODIFIER LES PARAMÈTRES DU BALLAST DALI DÉFINIS PAR «iGUZZINI»

D DIE VON „iGuzzini“ EINGESTELLTEN PARAMETER DES DALI-NETZTEILS DÜRFEN NICHT VERÄNDERT WERDEN

NL NIET DE PARAMETERS VAN HET DALI-VOORSCHAKELAPPARAATWIJZIGEN DIE DOOR "iGuzzini" ZIJN INGESTELD

E NO CAMBIAR LOS PARÁMETROS DEL ALIMENTADOR DALI PROGRAMADOS POR "iGuzzini"

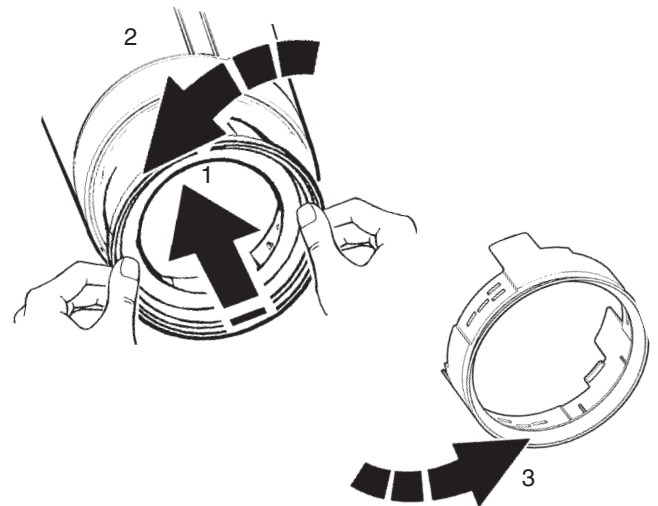
N FORETAGIKKE ÆNDRINGER PÅ PARAMETRENE FOR DALISTRØMFORSYNINGSEN-HEDENINDSTILLET AF "iGuzzini"

DK PARAMETRENE SOM ER LAGT INN I DALI STRØMFORSYNINGSENHETEN FRA "iGuzzini" MÅ IKKE ENDRES

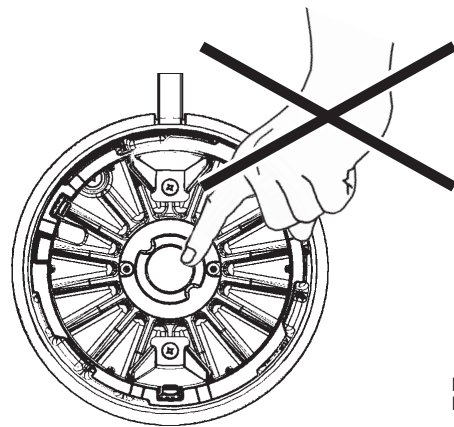
S ÄNDRA INTE PARAMETRARN FÖR REAKTORN DALI SOM HAR STÄLLTS IN AV iGuzzini

RUS НЕ ИЗМЕНЯТЬ ПАРАМЕТРЫ БЛОКА ПИТАНИЯ, ЗАДААННЫЕ НА ЗАВОДЕ "iGuzzini"

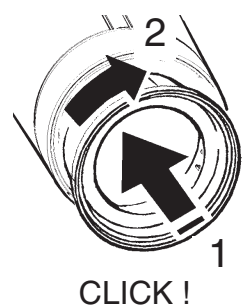
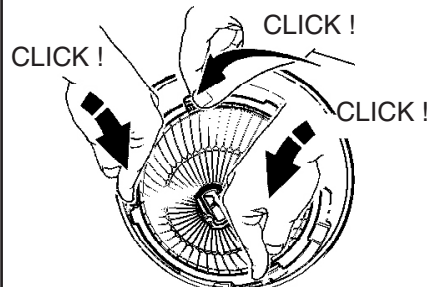
CN 请勿改变 "iGuzzini" 设置的 DALI (数字可寻址照明接口) 电源装置参数



art. MJ78 - MJ79 - MJ80 - MJ81 - MJ82 - MJ83 - MJ84 - MJ85
MJ86 - MJ87 - MJ88 - MJ89 - MJ90 - MJ92 - MJ93 - MJ94
MJ95 - MJ96 - MJ97 - MJ98 - MJ99 - MK00 - MK01 - MK18
MK19 - MK20 - MK22 - MK23 - MK24 - MK26 - MK27 - MK28
MT38 - MT39 - MT40 - MT41 - MT42 - MT43 - MT44 - MT45
MT46 - MT47 - MT48 - MT49 - MT50 - MT51 - MT52 - MT53
MT54 - MT55 - MT56 - MT57 - MT58 - MT59 - MT60 - MT61
MT62 - MT63 - MT64 - MT65 - MT66 - MT67 - MT68 - MT69
MT70 - MT71 - MT72 - MT73 - P203 - P204 - P205 - P206
P207 - P208 - P209 - P210 - MT30 - MT31 - MT32 - MT33
MT34 - MT35 - MT36 - MT37



NON TOCCARE
DO NOT TOUCH
NE PAS TOUCHER
NICHT BERÜHREN
NIET AANRAKEN
NO TOCAR
MÅ IKKE BERØRES
MÅ IKKE BERØRES
VIDRÖR INTE
НЕ КАСАТЬСЯ
切勿触摸

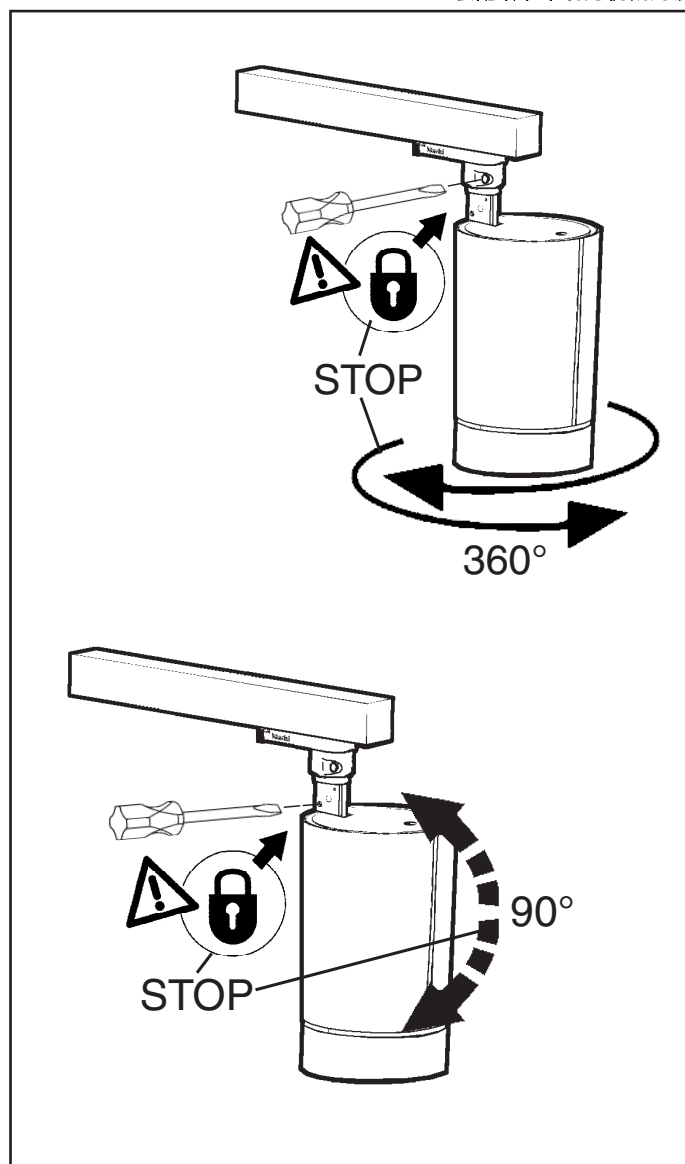


SOSTITUZIONE DEL LED - REPLACING THE LED
REPLACEMENT DE LA LED - AUSTAUSCHEN DER LED
VERVANGEN VAN DE LED - REEMPLAZO DEL LED
UDSKIFTNING AF LYSDIODE - BYTTE AV LYSDIOD
UTSKIFTING AV DEN LYSEMITTERENDE DIODEN
ЗАМЕНА СИДла 发光二极管替换

art. MJ78 - MJ79 - MJ80 - MJ81 - MJ82 - MJ83 - MJ84 - MJ85
MJ86 - MJ87 - MJ88 - MJ89 - MJ90 - MJ91 - MJ92 - MJ93 - MJ94
MJ95 - MJ96 - MJ97 - MJ98 - MJ99 - MK00 - MK01 - MK02 - MK03
MK04 - MK18 - MK19 - MK20 - MK22 - MK23 - MK24 - MK26 - MK27
MK28 - MT38 - MT39 - MT40 - MT41 - MT42 - MT43 - MT44 - MT45
MT46 - MT47 - MT48 - MT49 - MT50 - MT51 - MT52 - MT53 - MT54
MT55 - MT56 - MT57 - MT58 - MT59 - MT60 - MT61 - MT62 - MT63
MT64 - MT65 - MT66 - MT67 - MT68 - MT69 - MT70 - MT71 - MT72
MT73 - P203 - P204 - P205 - P206 - P207 - P208 - P209 - P210
MT30 - MT31 - MT32 - MT33 - MT34 - MT35 - MT36 - MT37

I N.B.: Per la sostituzione del LED contattare l'azienda iGuzzini.
GB N.B.: For information on LED replacement please contact iGuzzini.
F N.B.: Pour procéder au remplacement de la LED, adressez-vous à la société iGuzzini.
D N.B.: Bezüglich des Austausches der LED kontaktieren Sie bitte die Firma iGuzzini.
NL N.B.: Voor het vervangen van de LED neemt u contact op met het bedrijf iGuzzini.
E NOTA: Para sustituir el LED llame a la empresa iGuzzini.
DK N.B.: For udsiftning af lysdioden, skal man kontakte iGuzzini.
N N.B.: For informasjon om skifte av LED, vennligst ta kontakt med iGuzzini.
S OBS! För byte av lysdioden, kontakta företaget iGuzzini.
RUS ПРИМЕЧАНИЕ: Для замены СИДов обращайтесь в компанию iGuzzini
CN 注意: 如需LED更换的信息, 请联系iGuzzini

BLOCCO MECCANICO DEL PUNTAMENTO DEL VANO - MECHANICAL LOCKING OF THE
ASSEMBLY AIMING SYSTEM - VERROUILLAGE MÉCANIQUE DE L'ORIENTATION DU BLOC
OPTIQUE - MECHANISCHE BLOCKIERVORRICHTUNG DES LEUCHTENGEHÄUSES
MECHANISCHE BLOKKERING VAN DE RICHTING VAN DE BEHUIZING - BLOQUEO MECÁNICO
DEL PUNTO DE ENFOQUE DEL CUERPO - MEKANISK LÅS TIL OPSÆTNING AF DEN OPTISKE
ENHEDS RETNING - MEKANISK LÅSING AV DET OPTISKE ROMMETS RETNING - MEKANISK
BLOCKERING AV DET OPTISKA RUMMETS RIKTNING
МЕХАНИЧЕСКАЯ БЛОКИРОВКА ОРИЕНТАЦИИ ОТСЕКА 装配瞄准系统的机械闭锁



I Se necessario, é possibile bloccare l'orientamento del vano ottico tramite le operazioni "STOP"

GB If necessary, it is possible to fix the optical assembly by steps "STOP"

F Si nécessaire, il est possible de bloquer l'orientation du groupe optique en effectuant les opérations "STOP".

D Falls nötig, kann das Optikgehäuse mittels der Operationen "STOP" blockiert werden.

NL Indien noodzakelijk kunt u de richting van het verlichtingsarmatuur vastzetten door de handelingen "STOP" uit te voeren.

E De ser necesario es posible detener la orientación de la óptica, efectuando las operaciones "STOP".

DK Hvis det er nødvendigt, kan man fastlåse retningen på den optiske enhed ved at følge fremgangsmåden i "STOP"

N Ved behov, er det mulig å feste den optiske enheten ved trinn "STOP".

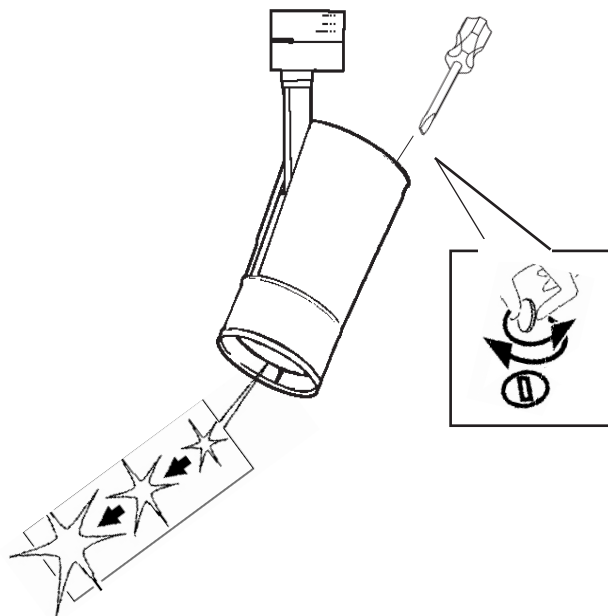
S Om det är nödvändigt går det att blockera det optiska rummets riktning med momenten "STOP"

RUS При необходимости можно заблокировать направление оптического проема с помощью операций "STOP"

CN 需要时, 可以按照 "STOP" 号操作来固定光学组装置位置。

REGOLAZIONE DELL'INTENSITA' LUMINOSA - ADJUSTING THE LUMINOSITY
RÉGLAGE DE L'INTENSITÉ LUMINEUSE - EINSTELLEN DER LICHTSTÄRKE
HET REGELEN VAN DE LICHTSTERKTE - REGULACION DE LA INTENSIDAD LUMINOSA
JUSTERING AF LYSSTYRKEN - JUSTERE LYSSTYRKEN - INSTÄLLNING AV LJUSSTYRKA
НАСТРОЙКА ИНТЕНСИВНОСТИ ОСВЕЩЕНИЯ
調整亮度

art. MJ78 - MJ79 - MJ80 - MJ81 - MJ82 - MJ83 - MJ84 - MJ85
MJ86 - MJ87 - MJ88 - MJ89 - MJ90 - MJ91 - MJ92 - MJ93 - MJ94
MJ95 - MJ96 - MJ97 - MJ98 - MJ99 - MK00 - MK01 - MK02 - MK03
MK04 - MK13 - MK14 - MK15 - MK16 - P203 - P204 - P205 - P206
P207 - P208 - P209 - P210



art. P203 - P204 - P205 - P206 - P207 - P208 - P209 - P210
MT30 - MT31 - MT32 - MT33 - MT34 - MT35 - MT36 - MT37

I Si consiglia l'utilizzo di questo accessorio solo in abbinamento con l'accessorio SOFT LENS.

GB We recommend using this accessory only in combination with the SOFT LENS accessory

F Il est conseillé de n'utiliser cet accessoire qu'en combinaison avec l'accessoire SOFT LENS.

D Wir empfehlen, dieses Zubehör nur in Verbindung mit dem Zubehör SOFT LENS zu verwenden

NL We raden u aan dit accessoire alleen te gebruiken in combinatie met het accessoire SOFT LENS.

E Se recomienda el uso de este accesorio sólo en combinación con el accesorio SOFT LENS.







DK Det tilrådes at bruge denne accessorie udelukkende sammen med udstyre SOFT LENS.







N Det anbefaler å bruke dette tilbehøret kun sammen med SOFT LENS-tilbehøret

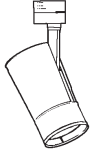
S Det rekommenderas att endast använda detta tillbehör tillsammans med tillbehöret SOFT LENS.


RUS Рекомендуется использоваться этот аксессуар только вместе с аксессуаром SOFT LENS.


CN 我们建议此配件仅与 SOFT LENS 配件配套使用

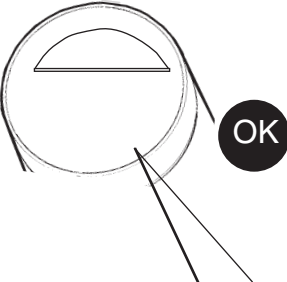
+ Art.						
ART.	 Soft lens	 Narrow	 Medium	 Extensive	 art.	 art.
P203 *	MXD8	/	MXB7	MXC0	MXF0	MXF3
P205 *						
P207 *						
P209 *						
P204 *						
P208 *						
P206 *	MXD8	/	MXB7	MXC0	MXF0	MXF3
P210 *						
MJ78						
MJ79						
MJ80						
MJ81						
MJ82	MXD9	/	MXB8	MXC1	MXF1	MXF4
MJ83						
MJ84						
MJ85						
MJ86						
MJ87						
MJ88	MXD9	/	MXB8	MXC1	MXF1	MXF4
MJ89						
MJ90						
MJ91						
MJ92						
MJ93						
MJ94	MXD9	/	MXB8	MXC1	MXF1	MXF4
MJ95						
MJ96						
MJ97						
MJ98						
MJ99						
MK00	MXE0	/	MXB8	MXC1	MXF2	MXF5
MK01						
MK02						
MK03						
MK04						
MK18						
MK19	MXE0	/	MXB9	MXC2	MXF2	MXF5
MK20						
MK22						
MK23						
MK24						
MK26						
MK27	MXE0	/	MXB9	MXC2	MXF2	MXF5
MK28						


+ Art.						
ART.	 Soft lens	 Narrow	 Medium	 Extensive	 art.	 art.
MT30 *	MXD8	/	MXB7	MXC0	MXF0	MXF3
MT31 *						
MT32 *						
MT36 *						
MT34 *						
MT35 *						
MT33 *	MXD8	/	MXB7	MXC0	MXF0	MXF3
MT37 *						
MT38						
MT39						
MT40						
MT41						
MT42	MXD9	/	MXB8	MXC1	MXF1	MXF4
MT43						
MT44						
MT45						
MT46						
MT47						
MT48	MXD9	/	MXB8	MXC1	MXF1	MXF4
MT49						
MT50						
MT51						
MT52						
MT53						
MT54	MXD9	/	MXB8	MXC1	MXF1	MXF4
MT55						
MT56						
MT57						
MT58						
MT59						
MT60	MXE0	/	MXB8	MXC1	MXF2	MXF5
MT61						
MT62						
MT63						
MT64						
MT65						
MT66	MXE0	/	MXB9	MXC2	MXF2	MXF5
MT67						
MT68						
MT69						
MT70						
MT71						
MT72	MXE0	/	MXB9	MXC2	MXF2	MXF5
MT73						


ART.	 <div> Riflettore Reflector Réflecteur Reflektor Reflector Reflektoren Reflektor Reflektorn Отражатель 反射器 </div>				
	super spot	spot	medium	flood	wide
P203 - P204 P205 - P206 P207 - P208 P209 - P210 MT30 - MT31 MT32 - MT33 MT34 - MT35 MT36 - MT37	/	MXW5	MXW6	MXW7	MXW8

ART.	Riflettore Reflektor Reflektor Reflektor Reflektor Reflektoren Reflektor Reflektorn Reflektor Отражатель 反射器 				
	super spot	spot	medium	flood	wide
MJ78 - MJ79 MJ80 - MJ81 MJ82 - MJ83 MJ84 - MJ85 MJ86 - MJ87 MJ88 - MJ89 MJ90 - MJ91 MJ92 - MJ93 MJ94 - MJ95 MJ96 - MJ97 MJ98 - MJ99 MK00 - MK01 MT38 - MT39 MT40 - MT41 MT42 - MT43 MT44 - MT45 MT46 - MT47 MT48 - MT49 MT50 - MT51 MT52 - MT53 MT54 - MT55 MT56 - MT57 MT58 - MT59 MT60 - MT61	/	MX90	MX91	MX92	MX93
MK02 - MK03 MK04 MT62 - MT63 MT64	/	/	MX94	MX95	MX96
MK18 - MK19 MK20 - MK22 MK23 - MK24 MK26 - MK27 MK28 MT65 - MT66 MT67 - MT68 MT69 - MT70 MT71 - MT72 MT73	/	/	MXA6	MXA7	MXA8



 art. MXB7 - MXC0
 MXB8 - MXC1
 MXB9 - MXC2



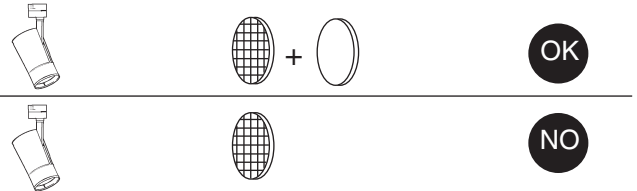


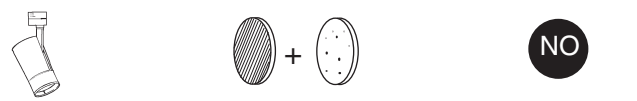


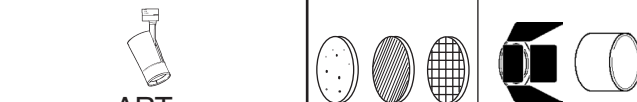
art. MXD8
 MXD9
 MXE0



art. MJ78 - MJ79 - MJ80 - MJ81 - MJ82 - MJ83 - MJ84 - MJ85 - MJ86
 MJ87 - MJ88 - MJ89 - MJ90 - MJ91 - MJ92 - MJ93 - MJ94 - MJ95
 MJ96 - MJ97 - MJ98 - MJ99 - MK00 - MK01 - MK18 - MK19 - MK20
 MK22 - MK23 - MK24 - MK26 - MK27 - MK28 - MT38 - MT39 - MT40
 MT41 - MT42 - MT43 - MT44 - MT45 - MT46 - MT47 - MT48 - MT49
 MT50 - MT51 - MT52 - MT53 - MT54 - MT55 - MT56 - MT57 - MT58
 MT59 - MT60 - MT61 - MT65 - MT66 - MT67 - MT68 - MT69 - MT70
 MT71 - MT72 - MT73 - P203 - P204 - P205 - P206 - P207 - P208
 P209 - P210 - MT30 - MT31 - MT32 - MT33 - MT34 - MT35
 MT36 - MT37





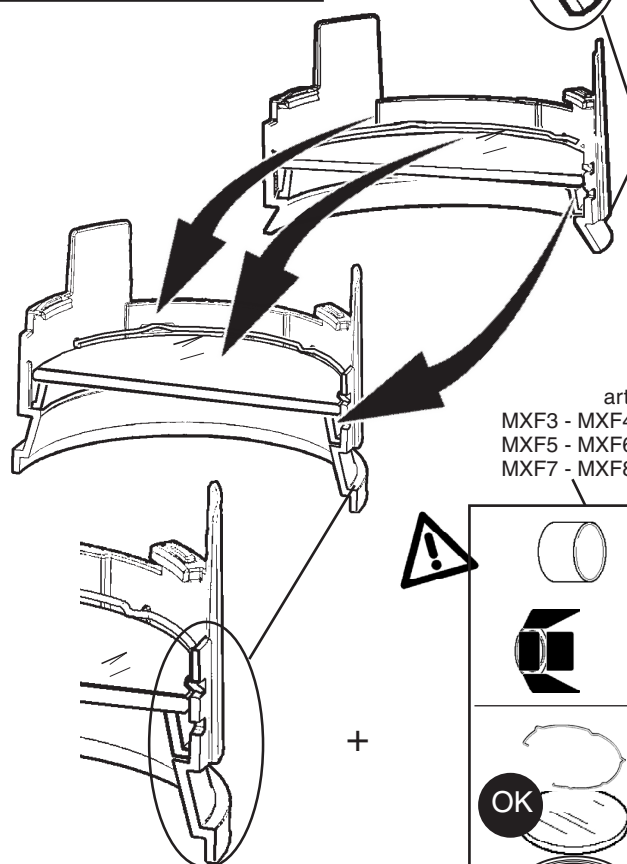
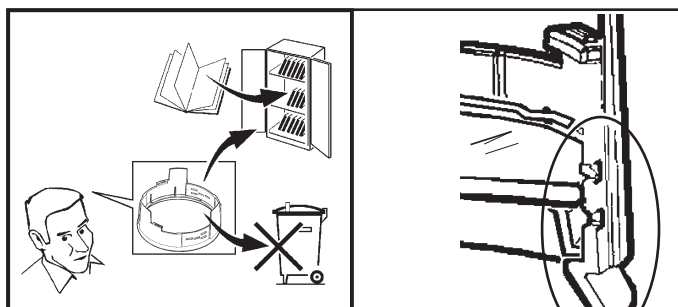
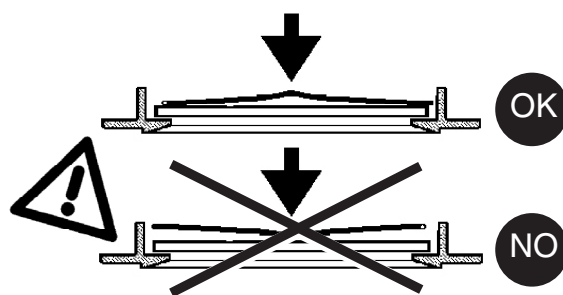

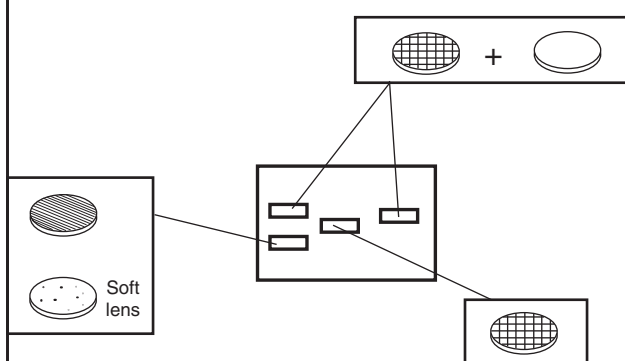
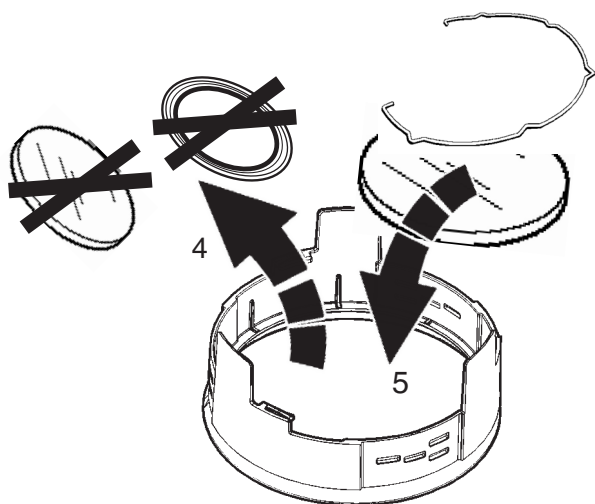

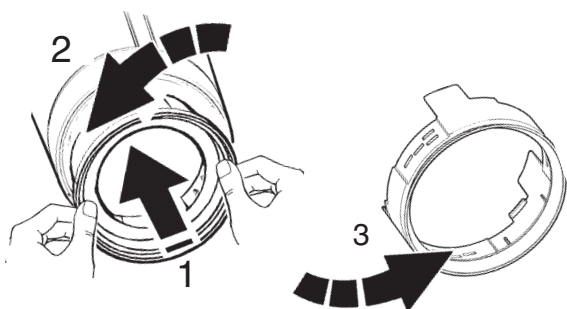


ART.

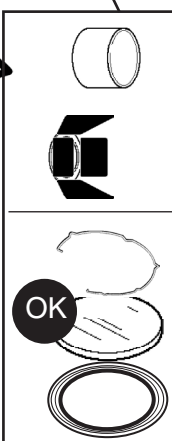
MJ78 - MJ79 - MJ80 - MJ81
 MJ82 - MJ83 - MJ84 - MJ85
 MJ86 - MJ87 - MJ88 - MJ89
 MJ90 - MJ91 - MJ92 - MJ93
 MJ94 - MJ95 - MJ96 - MJ97
 MJ98 - MJ99 - MK00 - MK01
 MK02 - MK03 - MK04 - MK18
 MK19 - MK20 - MK22 - MK23
 MK24 - MK26 - MK27 - MK28
 MT38 - MT39 - MT40 - MT41
 MT42 - MT43 - MT44 - MT45
 MT46 - MT47 - MT48 - MT49
 MT50 - MT51 - MT52 - MT53
 MT54 - MT55 - MT56 - MT57
 MT58 - MT59 - MT60 - MT61
 MT62 - MT63 - MT64 - MT65
 MT66 - MT67 - MT68 - MT69
 MT70 - MT71 - MT72 - MT73
 P203 - P204 - P205 - P206
 P207 - P208 - P209 - P210
 MT30 - MT31 - MT32 - MT33
 MT34 - MT35 - MT36 - MT37

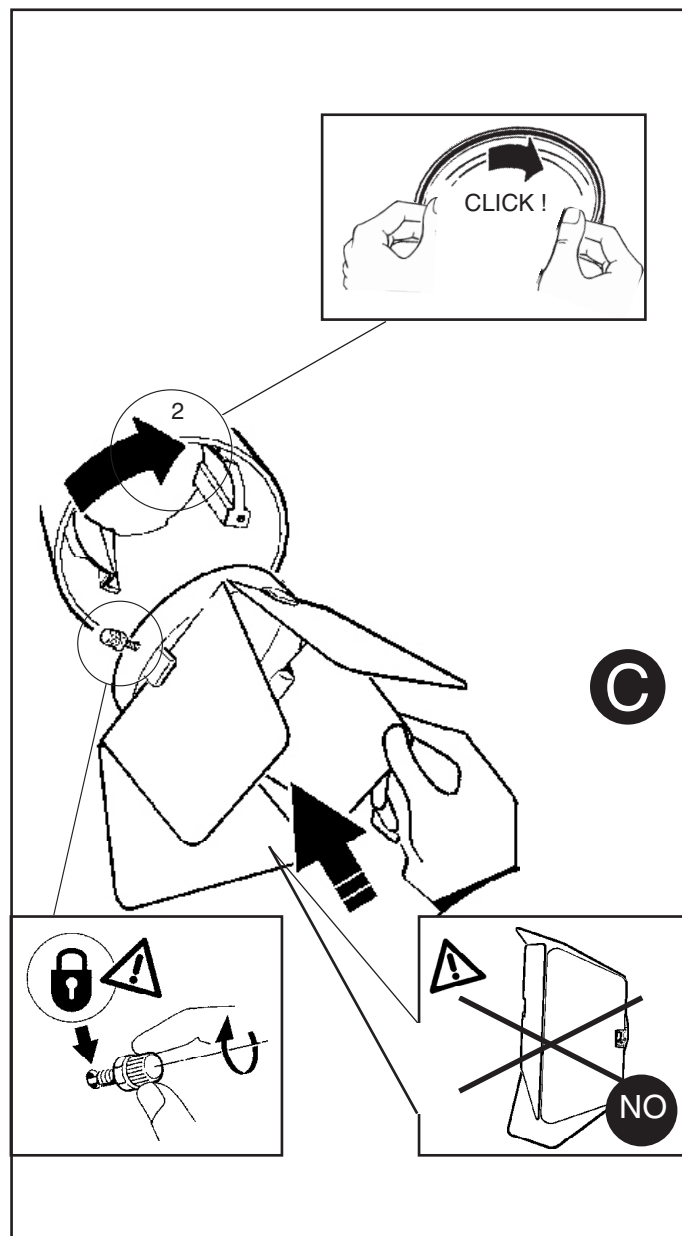
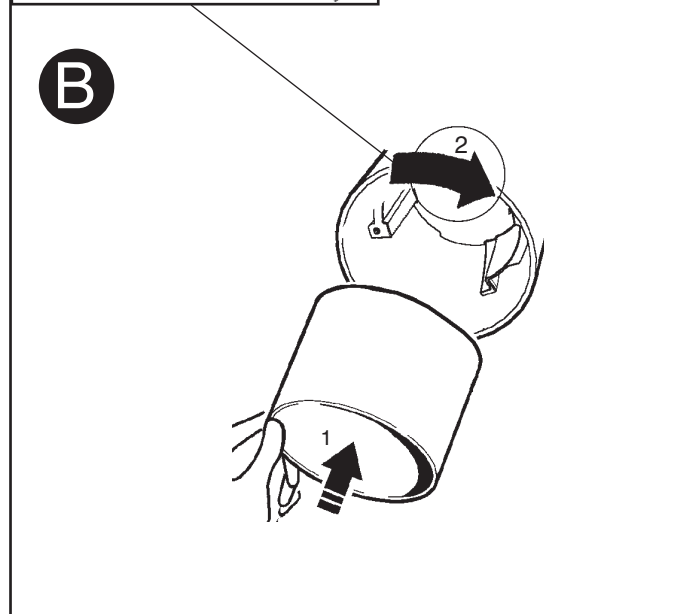
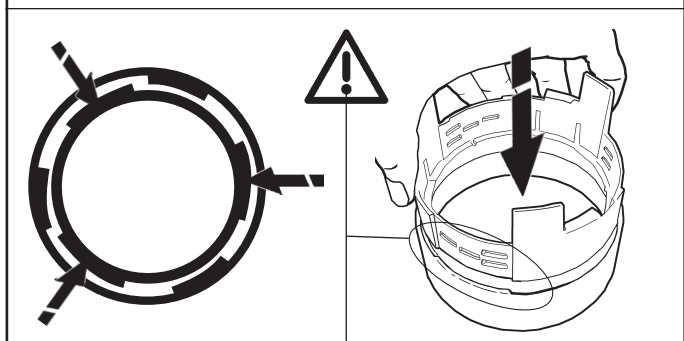
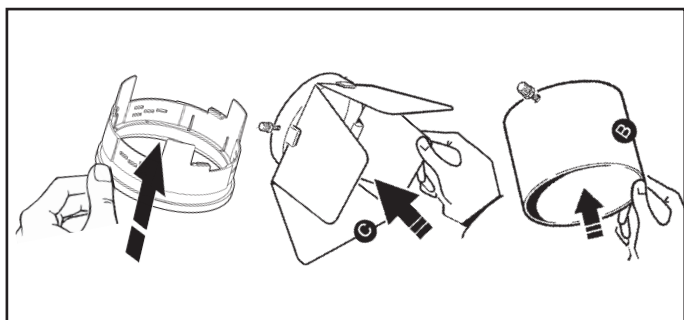
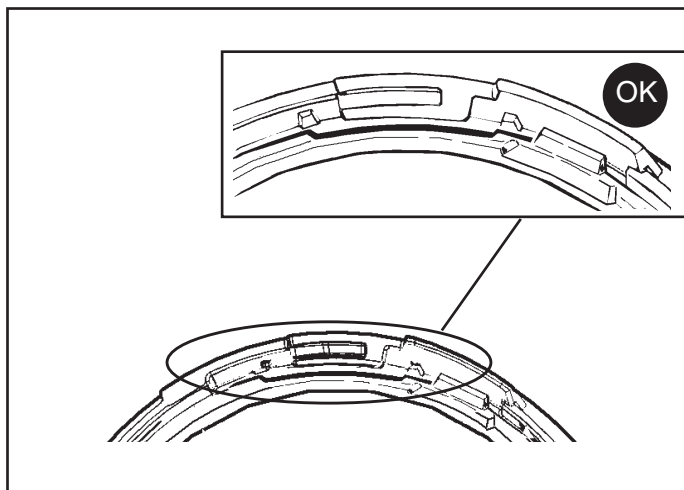
n°1 MAX

n°1 MAX

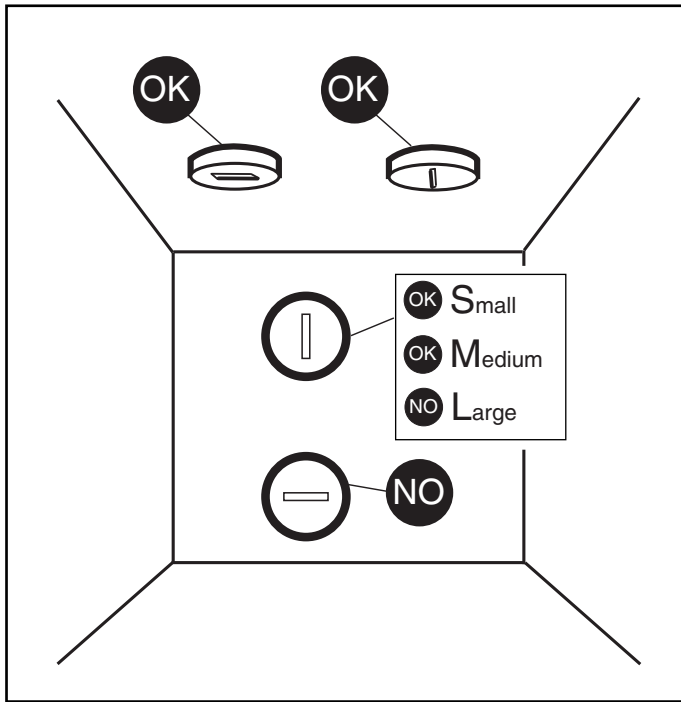


art.
MXF3 - MXF4
MXF5 - MXF6
MXF7 - MXF8





Small Medium	art. 8773 - 8902 MW30 - MW31	OK
Large	art. 8773 - 8902 MW30 - MW31	NO
art. 8773 - MW30	art. 8902 - MW31	



- I Per l'installazione con gli accessori art. 8773 - 8902 - MW30 - MW31 fare riferimento al foglio istruzioni relativo.
- GB** To install the product with accessories 8773 - 8902 - MW30 - MW31 , please see the relevant instruction sheet.
- F** En cas d'installation avec les accessoires art. 8773 - 8902 - MW30 - MW31, se conformer aux instructions de la feuille d'instructions correspondante.
- D** Bezüglich der Installation mit den Zubehörteilen Art. 8773 - 8902 - MW30 - MW31 ziehen Sie das entsprechende Unterweisungsblatt zu Rate.
- NL** Voor het installeren van de accessoires art. 8773 - 8902 - MW30 - MW31 kunt u het betreffende instructiebladje raadplegen.
- E** Para la instalación con los accesorios art. 8773 - 8902 - MW30 - MW31 hágase referencia a la hoja de instrucciones.
- N** For installation af ekstraudstyr art. 8773 - 8902 - MW30 - MW31 henvises til den pågældende brugsanvisning.
- DK** For installasjon av tilbehøret 8773 - 8902 - MW30 - MW31, vennligst se tilhørende instruksjonsark.
- S** Angående installation med tillbehören 8773 - 8902 - MW30 - MW31 hänvisas till respektive instruktionsblad.
- RUS** Порядок монтажа аксессуаров арт. 8773 - 8902 - MW30 - MW31 смотрите в соответствующих инструкциях.
- CN** 安装配备附件 8773 - 8902 - MW30 - MW31 的产品时，请参阅相关说明表。

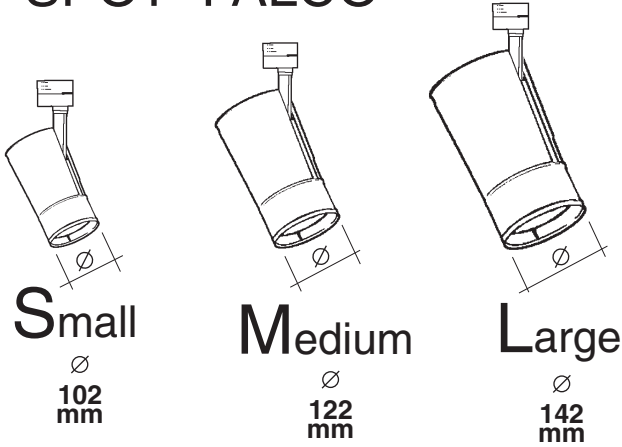


VETRO SODICO-CALCICO TEMPRATO
TEMPERED SODA-LIME GLASS
VERRE SODIQUE-CALCIQUE TEMPRÉ
NATRIUM-KALZIUM-GLAS
GETEMPERD NATRIUMKALKGLAS
CRISTAL SÓDICO-CALCÁREO TEMPLADO

HÆRDET NATRONKALKGLAS
TEMPERERT KALK-NATRON-GLASS
HÄRDAT KALK-SODAGLAS
ЗАКАЛЕННОЕ НАТРИЕВО-КАЛЬЦИЕВОЕ СТЕКЛО
钢化钙钠玻璃

- I Sostituire lo schermo di protezione danneggiato, richiedendo le specifiche tecniche al costruttore. Non utilizzare l'apparecchio senza lo schermo.
Attenzione agli oggetti deteriorabili dai raggi U.V. .
- GB** Replace the damaged protective screen, requesting the technical specifications from the manufacturer. Do not use the luminaire without the screen.
Be careful of the objects that deteriorate when exposed to UV rays.
- F** Remplacez l'écran de protection endommagé en demandant au fabricant les spécifications techniques correspondantes. N'utilisez pas l'appareil sans écran.
Attention aux objets craignant les rayons U.V.
- D** Ein beschädigter Schutzschirm muß ersetzt werden. Verlangen Sie vom Hersteller Angaben hinsichtlich der technischen Daten. Die Leuchte darf auf keinen Fall ohne diesen Schirm eingesetzt werden.
Vorsicht bei Artikeln, die durch UV-Strahlen beschädigt werden könnten.
- NL** Vervang het protectiescherm als het beschadigd is en verlang van de fabrikant de juiste technische eigenschappen. Gebruik het apparaat niet zonder het scherm.
Wees voorzichtig met voorwerpen die door de ultraviolette stralen bedorven kunnen worden.
- E** Sustituir la pantalla de protección dañada solicitando las respectivas especificaciones técnicas al fabricante. No utilizar el aparato sin la pantalla.
Cuidado con los objetos deteriorables por los rayos ultravioletas.
- DK** Udskift en beskadiget beskyttelsesskærm; og spørg fabrikanten til råds vedrørende de tekniske detaljer. Brug ikke armaturet uden skærm.
Vær opmærksom på genstande, der kan nedbrydes af U.V. stråler.
- N** Skift ut ødelagte verne skjerm, be om tekniske spesifikasjoner fra produsenten. Ikke bruk lysarmaturen uten skjermen.
Vær forsiktig med gjenstander som forringes ved eksponering for UV-stråler.
- S** Byt ut skadade skyddsskärmar. Rådfråga tillverkaren om tekniska specifikationer. Använd inte utrustningen utan skärmen.
Var försiktig med föremål som kan skadas av U.V.-strålar.
- RUS** Замените поврежденный защитный экран, запросив у производителя технические спецификации.
Не использовать прибор без экрана.
Обращайте внимание на предметы, которые могут быть повреждены под воздействием УФ излучения.
- CN** 一旦玻璃破碎后产品将不能再使用，须联系生产商予以更换。
请勿使用无保护屏的光源。
注意那些受紫外线照射易损坏的物品。

SPOT PALCO



تحذير:

لا يمكن ضمان سلامة هذا الجهاز إلا إذا التزمت بهذه التعليمات. يجب حفظها في مكان آمن.

ATTENZIONE:


LA SICUREZZA DELL'APPARECCHIO E' GARANTITA SOLO CON L'USO APPROPRIATO DELLE SEGUENTI ISTRUZIONI; PERTANTO E' NECESSARIO CONSERVARLE.

WARNING:

THE SAFETY OF THIS FIXTURE IS GUARANTEED ONLY IF YOU COMPLY WITH THESE INSTRUCTIONS; REMEMBER TO CONSERVE IN A SAFE PLACE.

ATENCION:

LA SEGURIDAD DEL APARATO SE GARANTIZA SOLO CUMPLIENDO CUIDADOSAMENTE LAS SIGUIENTES INSTRUCCIONES; POR ELLO, ES NECESARIO CONSERVARLAS.

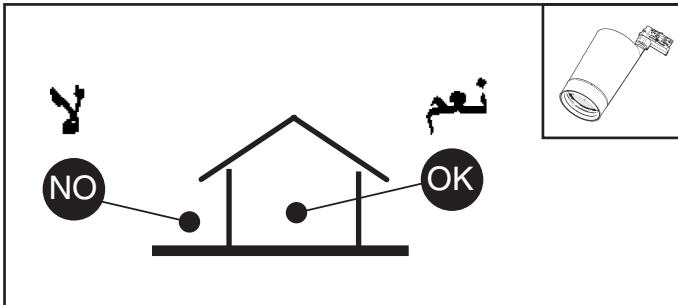


يضمن عمل المنتجات فقط من خلال استعمال سكة ومعدات من نوع (iGuzzini)

I Il funzionamento dei prodotti è garantito solo con l'utilizzo di binari ed accessori iGuzzini

GB Correct product operation is only guaranteed if iGuzzini tracks and accessories are used.

E El funcionamiento de los productos se garantiza solamente si se utilizan railes y accesorios iGuzzini.

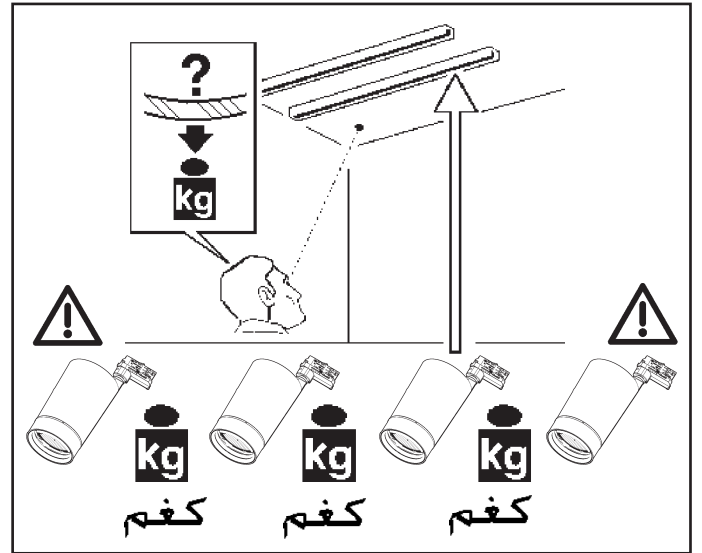
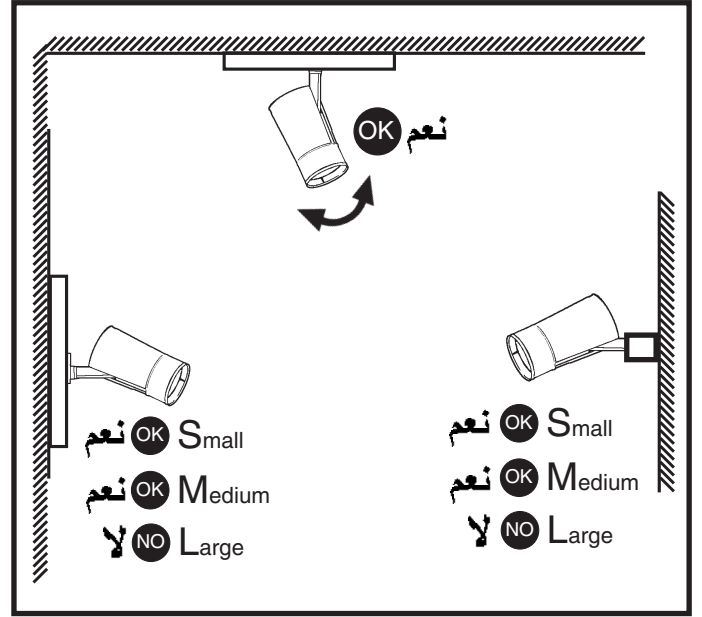


ملاحظة: ملاحظة: أثناء تركيب نظام . يجب التقيد بحرص بالنظم السائدة المتعلقة بالشبكة الكهربائية.

N.B.: DURANTE L'INSTALLAZIONE DEL SISTEMA RISPETTARE SCRUPOLOSAMENTE LE NORME IMPIANTISTICHE VIGENTI.

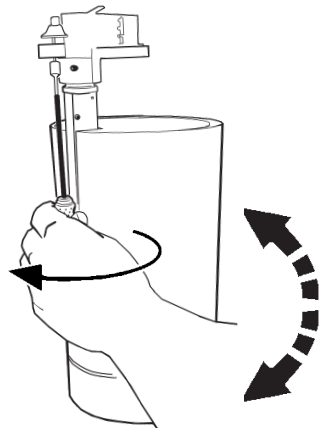
N.B.: WHEN INSTALLING THE SYSTEM STRICTLY COMPLY WITH ALL REGULATIONS ON INSTALLATION IN FORCE.

N.B.: DURANTE LA INSTALACIÓN DEL SISTEMA RESPETAR ESCRUPULOSAMENTE LAS NORMAS DE INSTALACIÓN VIGENTES.

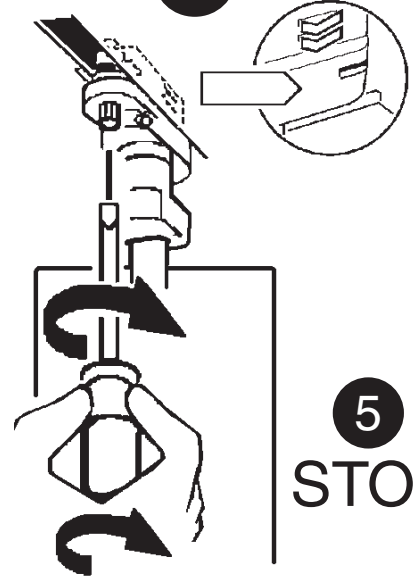


L

1



4



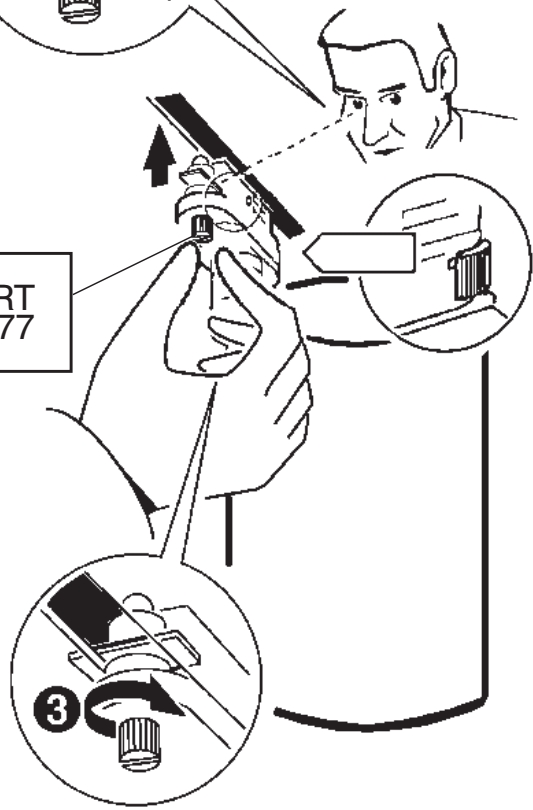
5

STOP

2



ART K777



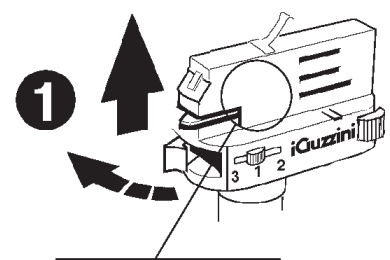
3



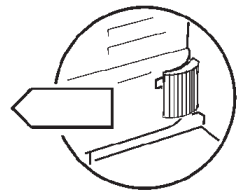
S

M

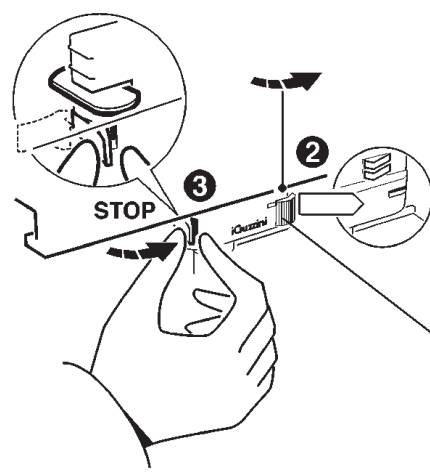
1



ART K777

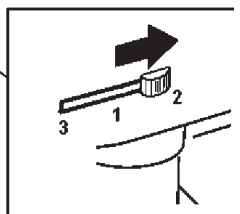


طقة
CLICK



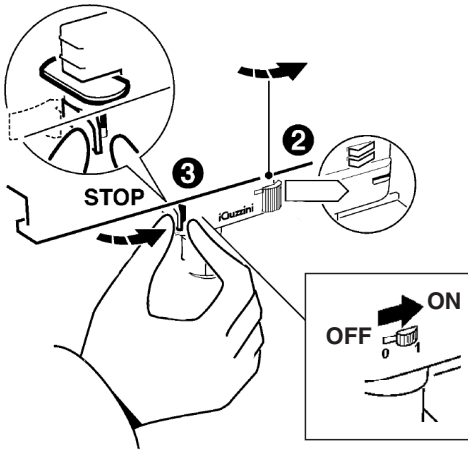
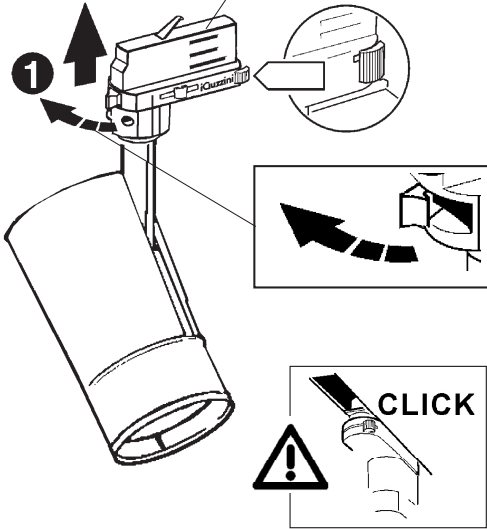
STOP

2



3

ART K888



يمكن استعمال على السكة DALI iGuzzini فقط منتجات DALI iGuzzini، منتجات DALI iGuzzini يمكن استعمالها فقط مع سلك DALI iGuzzini.

I Sul binario DALI iGuzzini è possibile utilizzare solo prodotti DALI iGuzzini. I prodotti DALI iGuzzini possono essere utilizzati solo su binari DALI iGuzzini.

GB The iGuzzini DALI track may only be used in conjunction with iGuzzini DALI products. iGuzzini DALI products may only be used in conjunction with iGuzzini DALI tracks.

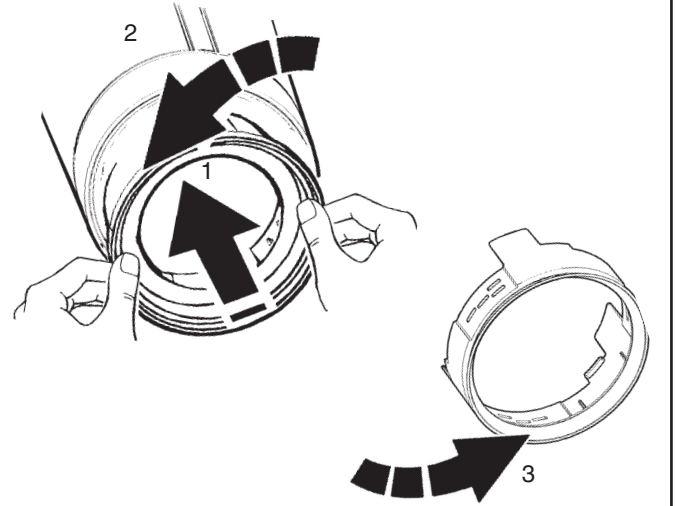
E En el rail DALI iGuzzini se pueden utilizar solamente productos DALI iGuzzini. Los productos DALI iGuzzini pueden utilizarse solamente en los railes DALI iGuzzini.

لن يتغير اعداد اعدادت يتلوا ؛ "الاد" ماظنلاب قصاخلا تيئابوطلا قاطلا تارتم ازاب ليدعت بجي ال "ينيزوجي" قسوم

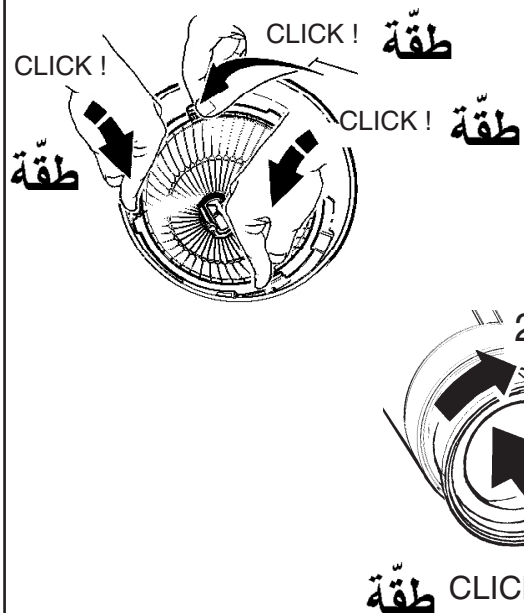
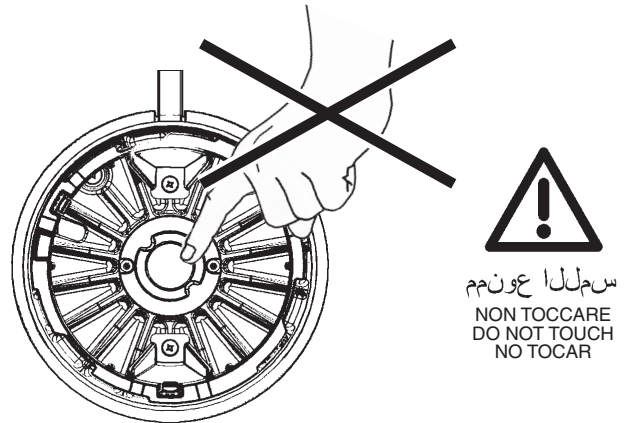
I NON MODIFICARE I PARAMETRI DELL'ALIMENTATORE DALI IMPOSTATI DALLA "iGuzzini"

GB DO NOT CHANGE THE DALI POWER-UNIT PARAMETERS SET BY "iGuzzini"

E NO CAMBIAR LOS PARÁMETROS DEL ALIMENTADOR DALI PROGRAMADOS POR "iGuzzini"



art. MJ78 - MJ79 - MJ80 - MJ81 - MJ82 - MJ83 - MJ84 - MJ85
MJ86 - MJ87 - MJ88 - MJ89 - MJ90 - MJ92 - MJ93 - MJ94
MJ95 - MJ96 - MJ97 - MJ98 - MJ99 - MK00 - MK01 - MK18
MK19 - MK20 - MK22 - MK23 - MK24 - MK26 - MK27 - MK28
MT38 - MT39 - MT40 - MT41 - MT42 - MT43 - MT44 - MT45
MT46 - MT47 - MT48 - MT49 - MT50 - MT51 - MT52 - MT53
MT54 - MT55 - MT56 - MT57 - MT58 - MT59 - MT60 - MT61
MT62 - MT63 - MT64 - MT65 - MT66 - MT67 - MT68 - MT69
MT70 - MT71 - MT72 - MT73 - P203 - P204 - P205 - P206
P207 - P208 - P209 - P210 - MT30 - MT31 - MT32 - MT33
MT34 - MT35 - MT36 - MT37



استبدال الضوء

art. MJ78 - MJ79 - MJ80 - MJ81 - MJ82 - MJ83 - MJ84 - MJ85
MJ86 - MJ87 - MJ88 - MJ89 - MJ90 - MJ91 - MJ92 - MJ93 - MJ94
MJ95 - MJ96 - MJ97 - MJ98 - MJ99 - MK00 - MK01 - MK02 - MK03
MK04 - MK18 - MK19 - MK20 - MK22 - MK23 - MK24 - MK26 - MK27
MK28 - MT38 - MT39 - MT40 - MT41 - MT42 - MT43 - MT44 - MT45
MT46 - MT47 - MT48 - MT49 - MT50 - MT51 - MT52 - MT53 - MT54
MT55 - MT56 - MT57 - MT58 - MT59 - MT60 - MT61 - MT62 - MT63
MT64 - MT65 - MT66 - MT67 - MT68 - MT69 - MT70 - MT71 - MT72
MT73 - P203 - P204 - P205 - P206 - P207 - P208 - P209 - P210
MT30 - MT31 - MT32 - MT33 - MT34 - MT35 - MT36 - MT37

ملاحظة: لاستبدال الضوء، اتصل بشركة iGuzzini

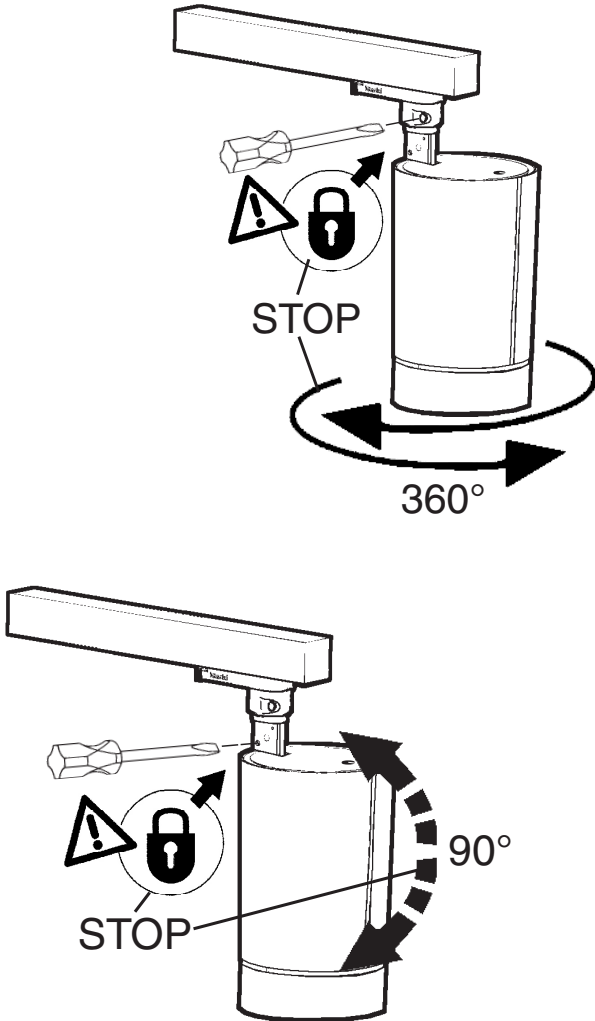
I N.B.: Per la sostituzione del LED contattare l'azienda iGuzzini.

GB N.B.: For information on LED replacement please contact iGuzzini.

E NOTA: Para sustituir el LED llame a la empresa iGuzzini.

نظام تثبيت ميكانيكي لتوجيه الصندوق

BLOCCO MECCANICO DEL PUNTAMENTO DEL VANO - MECHANICAL LOCKING OF THE
ASSEMBLY AIMING SYSTEM - DEL PUNTO DE ENFOQUE DEL CUERPO



عند الضرورة، يمكن تثبيت توجيه الحجر
البصرية من خلال العمليات "STOP"

I Se necessario, è possibile bloccare l'orientamento del vano ottico tramite le operazioni "STOP"

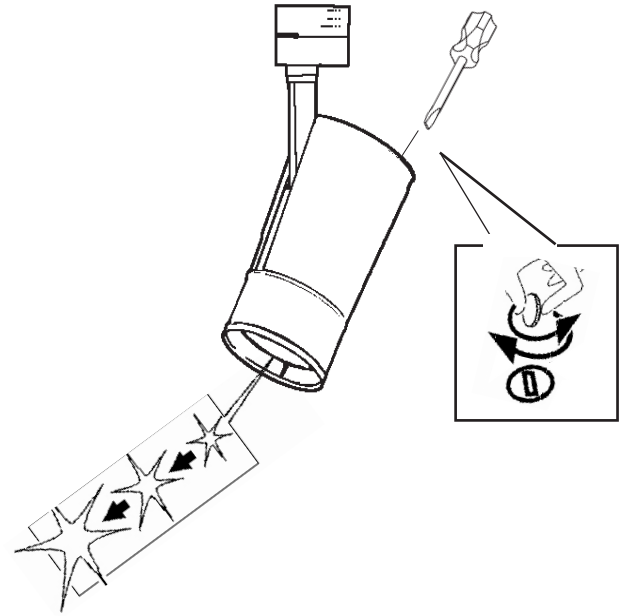
GB If necessary, it is possible to fix the optical assembly by steps "STOP"

E De ser necesario es posible detener la orientación de la Optica, efectuando las operaciones "STOP"

تعديل شدة الضوء

REGOLAZIONE DELL'INTENSITA' LUMINOSA
ADJUSTING THE LUMINOSITY
REGULACION DE LA INTENSIDAD LUMINOSA

art. MJ78 - MJ79 - MJ80 - MJ81 - MJ82 - MJ83 - MJ84 - MJ85
MJ86 - MJ87 - MJ88 - MJ89 - MJ90 - MJ91 - MJ92 - MJ93 - MJ94
MJ95 - MJ96 - MJ97 - MJ98 - MJ99 - MK00 - MK01 - MK02 - MK03
MK04 - MK13 - MK14 - MK15 - MK16 - P203 - P204 - P205 - P206
P207 - P208 - P209 - P210










art. P203 - P204 - P205 - P206 - P207 - P208 - P209 - P210
MT30 - MT31 - MT32 - MT33 - MT34 - MT35 - MT36 - MT37








ننصح باستخدام هذا الملحق فقط بالاقتران مع الملحق SOFT LENS / SPILL RING

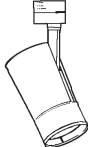




I Si consiglia l'utilizzo di questo accessorio solo in abbinamento con l'accessorio SOFT LENS / SPILL RING.

GB We recommend using this accessory only in combination with the SOFT LENS / SPILL RING accessory

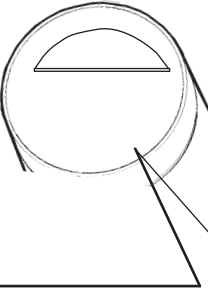
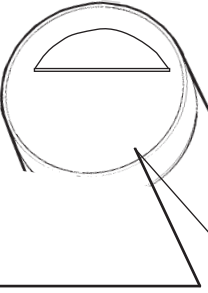


E Se recomienda el uso de este accesorio sólo en combinación con el accesorio SOFT LENS / SPILL RING






+ Art.							
ART.	 Soft lens	 Narrow	 Medium	 Extensive	 art.	 art.	 art.
P203 *	MXD8	/	MXB7	MXC0	MXF0	MXF3	MXF6
P205 *							
P207 *							
P209 *							
P204 *							
P208 *							
P206 *	MXD8	/	MXB7	/	MXF0	MXF3	MXF6
P210 *							
MJ78							
MJ79							
MJ80							
MJ81							
MJ82	MXD9	/	MXB8	MXC1	MXF1	MXF4	MXF7
MJ83							
MJ84							
MJ85							
MJ86							
MJ87							
MJ88	MXD9	/	MXB8	/	MXF1	MXF4	MXF7
MJ89							
MJ90							
MJ91							
MJ92							
MJ93							
MJ94	MXD9	/	MXB8	MXC1	MXF1	MXF4	MXF7
MJ95							
MJ96							
MJ97							
MJ98							
MJ99							
MK00	MXE0	/	MXB8	/	MXF1	MXF4	MXF7
MK01							
MK02							
MK03							
MK04							
MK18							
MK19	MXE0	/	MXB9	MXC2	MXF2	MXF5	MXF8
MK20							
MK22							
MK23							
MK24							
MK26							
MK27	MXE0	/	MXB9	MXC2	MXF2	MXF5	MXF8
MK28							









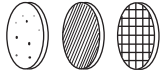

+ Art.							
ART.	 Soft lens	 Narrow	 Medium	 Extensive	 art.	 art.	 art.
MT30 *	MXD8	/	MXB7	MXC0	MXF0	MXF3	MXF6
MT31 *							
MT32 *							
MT36 *							
MT34 *							
MT35 *							
MT33 *	MXD8	/	MXB7	/	MXF0	MXF3	MXF6
MT37 *							
MT38							
MT39							
MT40							
MT41							
MT42	MXD9	/	MXB8	MXC1	MXF1	MXF4	MXF7
MT43							
MT44							
MT45							
MT46							
MT47							
MT48	MXD9	/	MXB8	/	MXF1	MXF4	MXF7
MT49							
MT50							
MT51							
MT52							
MT53							
MT54	MXD9	/	MXB8	MXC1	MXF1	MXF4	MXF7
MT55							
MT56							
MT57							
MT58							
MT59							
MT60	MXE0	/	MXB8	/	MXF2	MXF5	MXF8
MT61							
MT62							
MT63							
MT64							
MT65							
MT66	MXE0	/	MXB9	MXC2	MXF2	MXF5	MXF8
MT67							
MT68							
MT69							
MT70							
MT71							
MT72	MXE0	/	MXB9	MXC2	MXF2	MXF5	MXF8
MT73							

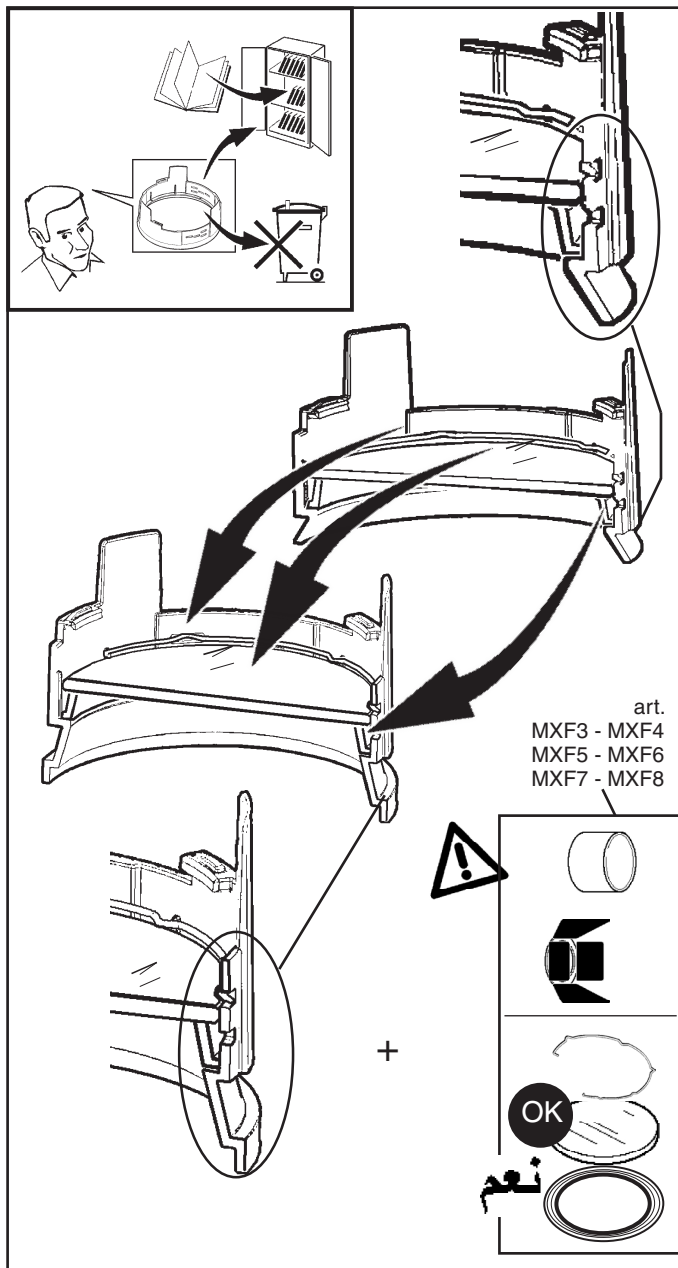
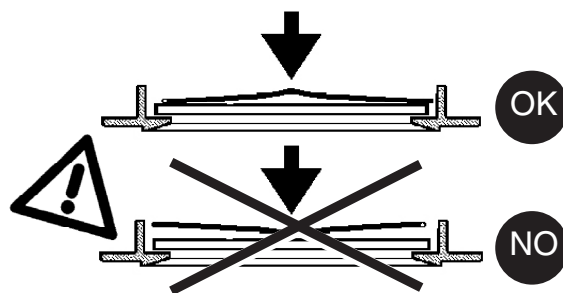

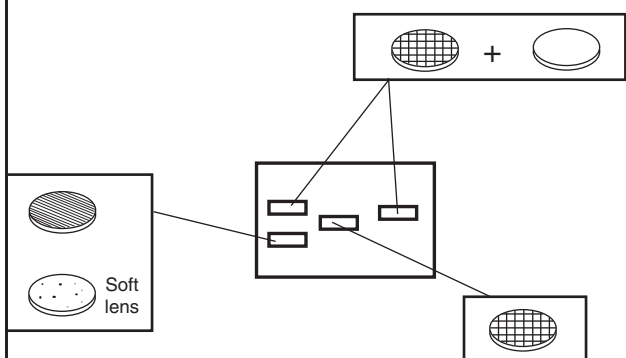
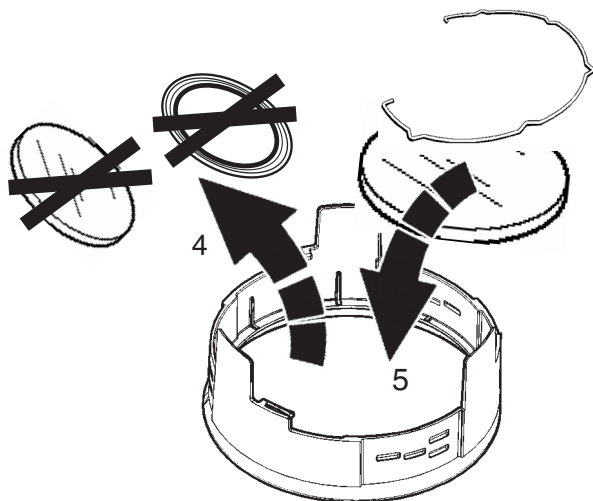

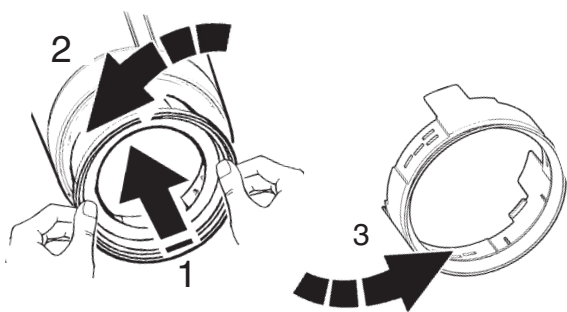
ART.	عاكس Riflettore Reflector Reflektoren				
	 super spot	 spot	 medium	 flood	 wide
P203 - P204 P205 - P206 P207 - P208 P209 - P210 MT30 - MT31 MT32 - MT33 MT34 - MT35 MT36 - MT37	/	MXW5	MXW6	MXW7	MXW8

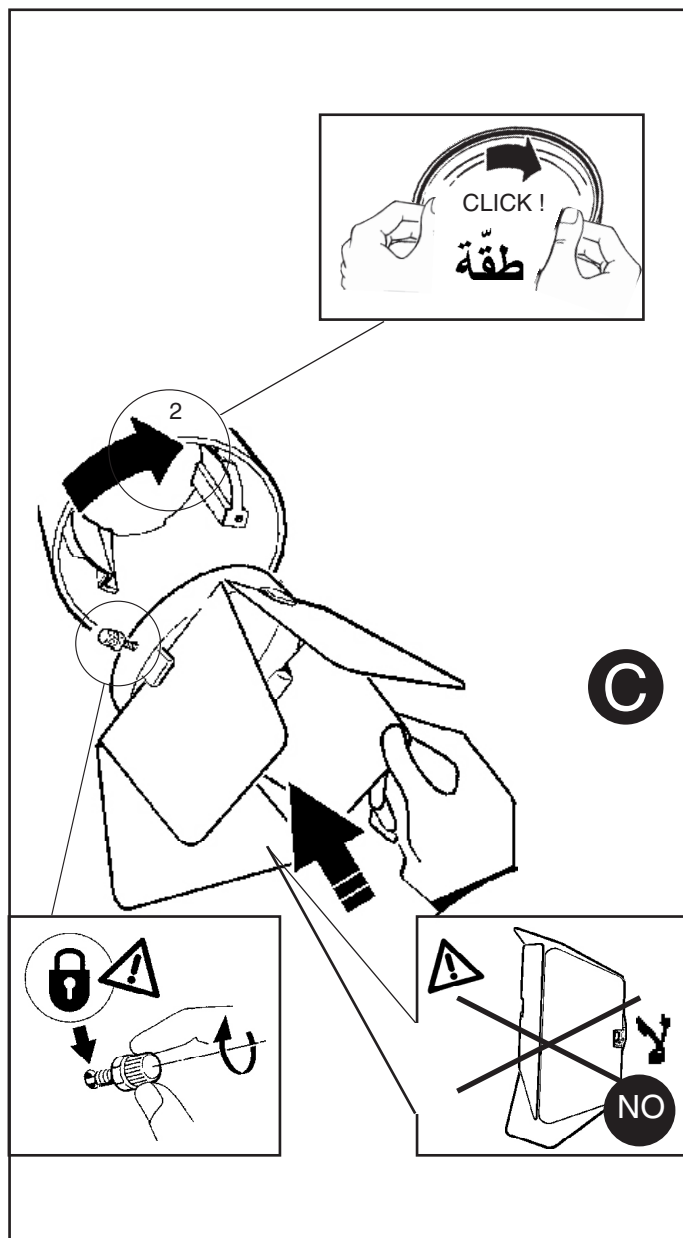
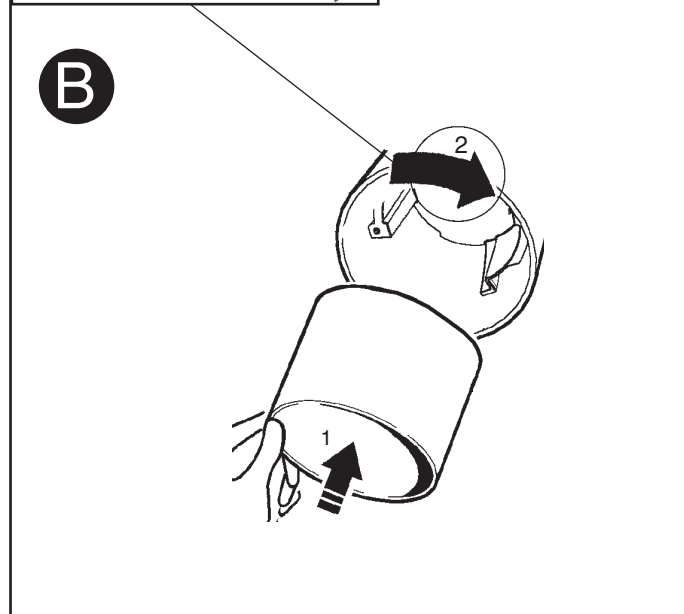
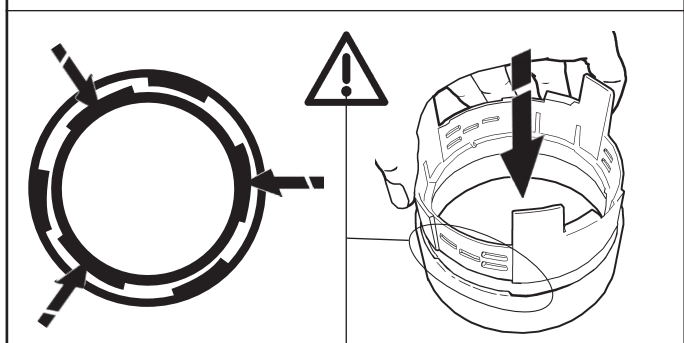
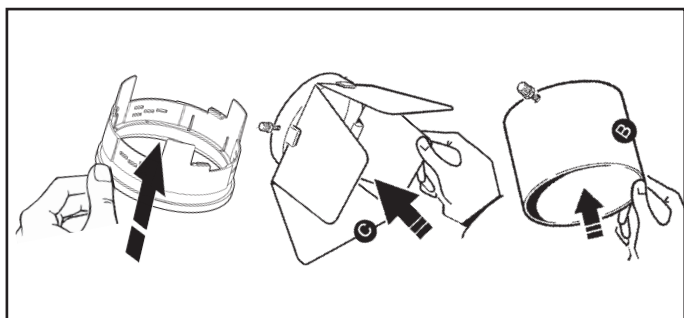
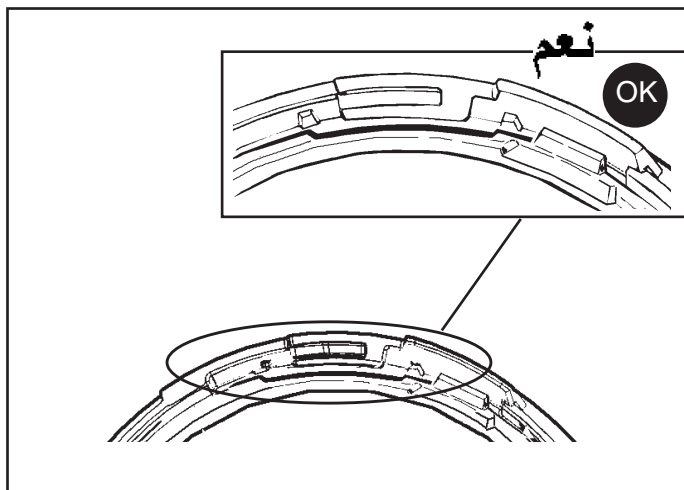
ART.	عاكس Riflettore Reflector Reflektoren				
	super spot	spot	medium	flood	wide
MJ78 - MJ79 MJ80 - MJ81 MJ82 - MJ83 MJ84 - MJ85 MJ86 - MJ87 MJ88 - MJ89 MJ90 - MJ91 MJ92 - MJ93 MJ94 - MJ95 MJ96 - MJ97 MJ98 - MJ99 MK00 - MK01 MT38 - MT39 MT40 - MT41 MT42 - MT43 MT44 - MT45 MT46 - MT47 MT48 - MT49 MT50 - MT51 MT52 - MT53 MT54 - MT55 MT56 - MT57 MT58 - MT59 MT60 - MT61	/	MX90	MX91	MX92	MX93
MK02 - MK03 MK04 MT62 - MT63 MT64	/	/	MX94	MX95	MX96
MK18 - MK19 MK20 - MK22 MK23 - MK24 MK26 - MK27 MK28 MT65 - MT66 MT67 - MT68 MT69 - MT70 MT71 - MT72 MT73	/	/	MXA6	MXA7	MXA8

		art. MXB7 - MXC0 MXB8 - MXC1 MXB9 - MXC2
		OK نعم
		NO
		OK

		art. MXD8 MXD9 MXE0
		NO
		OK نعم
		

		OK نعم	art. MXF0 MXF1 MXF2
		NO	
art. MJ78 - MJ79 - MJ80 - MJ81 - MJ82 - MJ83 - MJ84 - MJ85 - MJ86 MJ87 - MJ88 - MJ89 - MJ90 - MJ91 - MJ92 - MJ93 - MJ94 - MJ95 MJ96 - MJ97 - MJ98 - MJ99 - MK00 - MK01 - MK18 - MK19 - MK20 MK22 - MK23 - MK24 - MK26 - MK27 - MK28 - MT38 - MT39 - MT40 MT41 - MT42 - MT43 - MT44 - MT45 - MT46 - MT47 - MT48 - MT49 MT50 - MT51 - MT52 - MT53 - MT54 - MT55 - MT56 - MT57 - MT58 MT59 - MT60 - MT61 - MT65 - MT66 - MT67 - MT68 - MT69 - MT70 MT71 - MT72 - MT73 - P203 - P204 - P205 - P206 - P207 - P208 P209 - P210 - MT30 - MT31 - MT32 - MT33 - MT34 - MT35 MT36 - MT37			
		OK	
		NO	
		NO	
ART.			
MJ78 - MJ79 - MJ80 - MJ81 MJ82 - MJ83 - MJ84 - MJ85 MJ86 - MJ87 - MJ88 - MJ89 MJ90 - MJ91 - MJ92 - MJ93 MJ94 - MJ95 - MJ96 - MJ97 MJ98 - MJ99 - MK00 - MK01 MK02 - MK03 - MK04 - MK18 MK19 - MK20 - MK22 - MK23 MK24 - MK26 - MK27 - MK28 MT38 - MT39 - MT40 - MT41 MT42 - MT43 - MT44 - MT45 MT46 - MT47 - MT48 - MT49 MT50 - MT51 - MT52 - MT53 MT54 - MT55 - MT56 - MT57 MT58 - MT59 - MT60 - MT61 MT62 - MT63 - MT64 - MT65 MT66 - MT67 - MT68 - MT69 MT70 - MT71 - MT72 - MT73 P203 - P204 - P205 - P206 P207 - P208 - P209 - P210 MT30 - MT31 - MT32 - MT33 MT34 - MT35 - MT36 - MT37		n°1 MAX	n°1 MAX





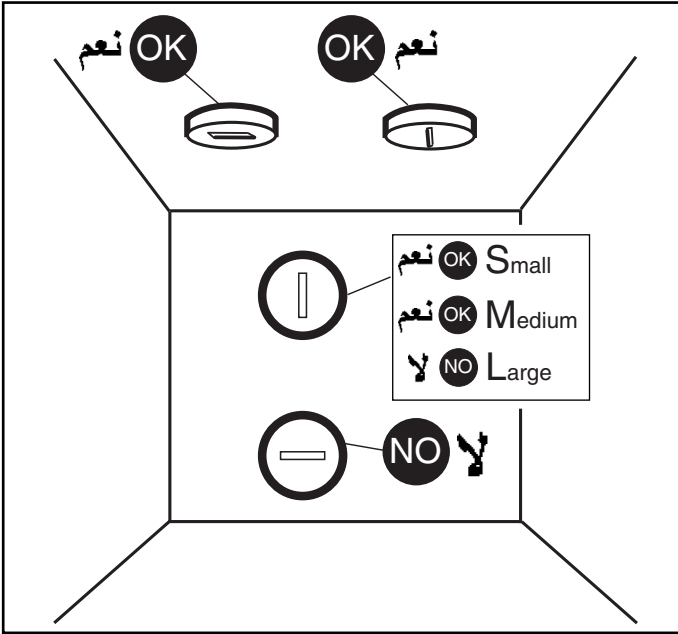
Small Medium	+	art. 8773 - 8902 MW30 - MW31	OK
Large	+	art. 8773 - 8902 MW30 - MW31	NO
art. 8773 - MW30		art. 8902 - MW31	

تركيب المنتج مع الملحقات (المنتجات 8773 - 8902)، يجب الرجوع إلى نشرة التعليمات ذات الصلة.
- MW30 - MW31

I Per l'installazione con gli accessori art. 8773 - 8902 - MW30 - MW31 fare riferimento al foglio istruzioni relativo.

GB To install the product with accessories 8773 - 8902 - MW30 - MW31, please see the E relevant instruction sheet.

Para la instalación con los accesorios art. 8773 - 8902 - MW30 - MW31 hágase referencia a la hoja de instrucciones.



لتركيب المنتج مع الملحقات (المنتجات 8902 - 8773)، يجب الرجوع إلى نشرة التعليمات ذات الصلة.
- MW30 - MW31

I Per l'installazione con gli accessori art. 8773 - 8902 - MW30 - MW31 fare riferimento al foglio istruzioni relativo.

GB To install the product with accessories 8773 - 8902 - MW30 - MW31, please see the relevant instruction sheet.

E Para la instalación con los accesorios art. 8773 - 8902 - MW30 - MW31 hágase referencia a la hoja de instrucciones.



زجاج SODA-LIME الحراري

VETRO SODICO-CALCICO TEMPRATO
TEMPERED SODA-LIME GLASS
CRISTAL SÓDICO-CALCÁREO TEMPLADO

قم بتبديل شاشة الحماية التالفة، واطلب التحديدات التقنية من المصنع. لا تستخدم التركيبة الضوئية بدون الشاشة. احرص من تغلف العناصر عند تعرضها للأشعة فوق البنفسجية.

I Sostituire lo schermo di protezione danneggiato, richiedendo le specifiche tecniche al costruttore. Non utilizzare l'apparecchio senza lo schermo. Attenzione agli oggetti deteriorabili dai raggi U.V. .

GB Replace the damaged protective screen, requesting the technical specifications from the manufacturer. Do not use the luminaire without the screen. Be careful of the objects that deteriorate when exposed to UV rays.

E Sustituir la pantalla de protección dañada solicitando las respectivas especificaciones técnicas al fabricante. No utilizar el aparato sin la pantalla. Cuidado con los objetos deteriorables por los rayos ultravioletas.

1.154.598.14 IS10226/08	iGuzini	fattore di potenza - power factor - facteur de puissance Leistungsfaktor - vermögensfaktor - factor de potencia effektfaktor - effektfaktor эффектфактор - фактор мощности - 功率因数	corrente assorbita - absorbed current - courant absorbé Stromaufnahme - stroomopname corriente absorbida - absorberet strøm - absorbert strøm tillförd ström - потребляемая мощность - 电源电流 (A)
ART.			
MJ67 - MJ68 - MJ71 - MJ72 - MR55 MR56 - MJ66 - MJ69 - MJ70 - MJ73	>0,95	0,1	
MJ74 - MJ75 - MJ76 - MJ77 - MR57 MT42 - MT43 - MT44 - MT45 - MT77	>0,9	0,091	
MJ86 - MJ87 - MJ88 - MJ89 - MR60 MT46 - MT47 - MT48 - MT49 - MT78	>0,9	0,104	
MJ78 - MJ79 - MJ80 - MJ81 - MR58	>0,9	0,086	
MJ82 - MJ83 - MJ84 - MJ85 - MR59	>0,9	0,093	
MJ98 - MJ99 - MK00 - MK01 - MR63 QG58 - QG59 - QG60 - QG61 - QG62 QG63 - QG64 - QG65 - QG78 - QG79 RC00 - RC01 - RC02 - RC03 - RC04 RC05 - RC06 - RC07 - RC08 - RC09	>0,95	0,18	
MJ90 - MJ91 - MJ92 - MJ93 - MR61	>0,95	0,135	
MJ94 - MJ95 - MJ96 - MJ97 - MR62	>0,9	0,15	
MK02 - MK03 - MK04 - MR64	>0,95	0,14	
MK05 - MK06 - MK07 - MK08 - MR65	>0,95	0,2	
MK09 - MK10 - MK11 - MK12 - MR66	>0,95	0,24	
P242 - P243 - P244 - P250 P236 - P237 - P238 - P248	>0,95	0,25	
MK13 - MK14 - MK15 - MK16	>0,95	0,4	
MK26 - MK27 - MK28 - MR69 MK18 - MK19 - MK20 - MR67	>0,95	0,256	
MK22 - MK23 - MK24 - MR68	>0,95	0,208	
MK29 - MK30 - MK31 - MR32 - MR70 ML53	>0,95	0,3	
MK33 - MK34 - MK35 - ML52	>0,95	0,45	
MR98	>0,95	0,142	
P626 - P627 - P628 - P629 - P634 P207 - P208 - P209 - P210 - P212 P630 - P631 - P632 - P633 - P635 QG42 - QG43 - QG44 - QG45 - QG46 QG47 - QG48 - QG49 - QG74 - QG75 QG50 - QG51 - QG52 - QG53 - QG54 QG55 - QG56 - QG57 - QG76 - QG77	>0,95	0,127	
MT38 - MT39 - MT40 - MT41 - MT76	>0,9	0,089	
P232 - P233 - P234 - P235 - P247 QG66 - QG67 - QG68 - QG69 - QG70 QG71 - QG72 - QG73 - QG80 - QG81 QV28 - QV29 - QV30 - QV31 - QV32 QV33 - QV34 - QV35 - QV36 - QV37	>0,95	0,186	
P224 - P225 - P226 - P227 - P245	>0,95	0,147	
MT54 - MT55 - MT56 - MT57 - P246	>0,95	0,143	
MT62 - MT63 - MT64 - MT82	>0,9	0,156	
MT68 - MT69 - MT70 - P249	>0,95	0,212	
P252	>0,95	0,157	
N208	0,86	0,035	
P945	0,86	0,037	
N210	>0,9	0,065	
P946	>0,9	0,064	
N212	>0,95	0,099	
P947	>0,9	0,103	
MXJ0 - Q744	>0,95	0,105	
P251 - Q745	>0,95	0,104	
P203 - P204 - P205 - P206 - P211	>0,95	0,122	
P213 - P214 - P215 - P216 - P221	>0,95	0,083	
P217 - P218 - P219 - P220 - P222	>0,95	0,101	

1.154.598.14 IS10226/08	iGuzini	fattore di potenza - power factor - facteur de puissance Leistungsfaktor - vermögensfaktor - factor de potencia effektfaktor - effektfaktor эффектфактор - фактор мощности - 功率因数	corrente assorbita - absorbed current - courant absorbé Stromaufnahme - stroomopname corriente absorbida - absorberet strøm - absorbert strøm tillförd ström - потребляемая мощность - 电源电流 (A)
ART.			
MJ67 - MJ68 - MJ71 - MJ72 - MR55 MR56 - MJ66 - MJ69 - MJ70 - MJ73	>0,95	0,1	
MJ74 - MJ75 - MJ76 - MJ77 - MR57 MT42 - MT43 - MT44 - MT45 - MT77	>0,9	0,091	
MJ86 - MJ87 - MJ88 - MJ89 - MR60 MT46 - MT47 - MT48 - MT49 - MT78	>0,9	0,104	
MJ78 - MJ79 - MJ80 - MJ81 - MR58	>0,9	0,086	
MJ82 - MJ83 - MJ84 - MJ85 - MR59	>0,9	0,093	
MJ98 - MJ99 - MK00 - MK01 - MR63 QG58 - QG59 - QG60 - QG61 - QG62 QG63 - QG64 - QG65 - QG78 - QG79 RC00 - RC01 - RC02 - RC03 - RC04 RC05 - RC06 - RC07 - RC08 - RC09	>0,95	0,18	
MJ90 - MJ91 - MJ92 - MJ93 - MR61	>0,95	0,135	
MJ94 - MJ95 - MJ96 - MJ97 - MR62	>0,9	0,15	
MK02 - MK03 - MK04 - MR64	>0,95	0,14	
MK05 - MK06 - MK07 - MK08 - MR65	>0,95	0,2	
MK09 - MK10 - MK11 - MK12 - MR66	>0,95	0,24	
P242 - P243 - P244 - P250 P236 - P237 - P238 - P248	>0,95	0,25	
MK13 - MK14 - MK15 - MK16	>0,95	0,4	
MK26 - MK27 - MK28 - MR69 MK18 - MK19 - MK20 - MR67	>0,95	0,256	
MK22 - MK23 - MK24 - MR68	>0,95	0,208	
MK29 - MK30 - MK31 - MR32 - MR70 ML53	>0,95	0,3	
MK33 - MK34 - MK35 - ML52	>0,95	0,45	
MR98	>0,95	0,142	
P626 - P627 - P628 - P629 - P634 P207 - P208 - P209 - P210 - P212 P630 - P631 - P632 - P633 - P635 QG42 - QG43 - QG44 - QG45 - QG46 QG47 - QG48 - QG49 - QG74 - QG75 QG50 - QG51 - QG52 - QG53 - QG54 QG55 - QG56 - QG57 - QG76 - QG77	>0,95	0,127	
MT38 - MT39 - MT40 - MT41 - MT76	>0,9	0,089	
P232 - P233 - P234 - P235 - P247 QG66 - QG67 - QG68 - QG69 - QG70 QG71 - QG72 - QG73 - QG80 - QG81 QV28 - QV29 - QV30 - QV31 - QV32 QV33 - QV34 - QV35 - QV36 - QV37	>0,95	0,186	
P224 - P225 - P226 - P227 - P245	>0,95	0,147	
MT54 - MT55 - MT56 - MT57 - P246	>0,95	0,143	
MT62 - MT63 - MT64 - MT82	>0,9	0,156	
MT68 - MT69 - MT70 - P249	>0,95	0,212	
P252	>0,95	0,157	
N208	0,86	0,035	
P945	0,86	0,037	
N210	>0,9	0,065	
P946	>0,9	0,064	
N212	>0,95	0,099	
P947	>0,9	0,103	
MXJ0 - Q744	>0,95	0,105	
P251 - Q745	>0,95	0,104	
P203 - P204 - P205 - P206 - P211	>0,95	0,122	
P213 - P214 - P215 - P216 - P221	>0,95	0,083	
P217 - P218 - P219 - P220 - P222	>0,95	0,101	

1.154.598.14 IS10226/08	iGuzini	fattore di potenza - power factor - facteur de puissance Leistungsfaktor - vermögensfaktor - factor de potencia effektfaktor - effektfaktor эффектфактор - фактор мощности - 功率因数	corrente assorbita - absorbed current - courant absorbé Stromaufnahme - stroomopname corriente absorbida - absorberet strøm - absorbert strøm tillförd ström - потребляемая мощность - 电源电流 (A)
ART.			
MJ67 - MJ68 - MJ71 - MJ72 - MR55 MR56 - MJ66 - MJ69 - MJ70 - MJ73	>0,95	0,1	
MJ74 - MJ75 - MJ76 - MJ77 - MR57 MT42 - MT43 - MT44 - MT45 - MT77	>0,9	0,091	
MJ86 - MJ87 - MJ88 - MJ89 - MR60 MT46 - MT47 - MT48 - MT49 - MT78	>0,9	0,104	
MJ78 - MJ79 - MJ80 - MJ81 - MR58	>0,9	0,086	
MJ82 - MJ83 - MJ84 - MJ85 - MR59	>0,9	0,093	
MJ98 - MJ99 - MK00 - MK01 - MR63 QG58 - QG59 - QG60 - QG61 - QG62 QG63 - QG64 - QG65 - QG78 - QG79 RC00 - RC01 - RC02 - RC03 - RC04 RC05 - RC06 - RC07 - RC08 - RC09	>0,95	0,18	
MJ90 - MJ91 - MJ92 - MJ93 - MR61	>0,95	0,135	
MJ94 - MJ95 - MJ96 - MJ97 - MR62	>0,9	0,15	
MK02 - MK03 - MK04 - MR64	>0,95	0,14	
MK05 - MK06 - MK07 - MK08 - MR65	>0,95	0,2	
MK09 - MK10 - MK11 - MK12 - MR66	>0,95	0,24	
P242 - P243 - P244 - P250 P236 - P237 - P238 - P248	>0,95	0,25	
MK13 - MK14 - MK15 - MK16	>0,95	0,4	
MK26 - MK27 - MK28 - MR69 MK18 - MK19 - MK20 - MR67	>0,95	0,256	
MK22 - MK23 - MK24 - MR68	>0,95	0,208	
MK29 - MK30 - MK31 - MR32 - MR70 ML53	>0,95	0,3	
MK33 - MK34 - MK35 - ML52	>0,95	0,45	
MR98	>0,95	0,142	
P626 - P627 - P628 - P629 - P634 P207 - P208 - P209 - P210 - P212 P630 - P631 - P632 - P633 - P635 QG42 - QG43 - QG44 - QG45 - QG46 QG47 - QG48 - QG49 - QG74 - QG75 QG50 - QG51 - QG52 - QG53 - QG54 QG55 - QG56 - QG57 - QG76 - QG77	>0,95	0,127	
MT38 - MT39 - MT40 - MT41 - MT76	>0,9	0,089	
P232 - P233 - P234 - P235 - P247 QG66 - QG67 - QG68 - QG69 - QG70 QG71 - QG72 - QG73 - QG80 - QG81 QV28 - QV29 - QV30 - QV31 - QV32 QV33 - QV34 - QV35 - QV36 - QV37	>0,95	0,186	
P224 - P225 - P226 - P227 - P245	>0,95	0,147	
MT54 - MT55 - MT56 - MT57 - P246	>0,95	0,143	
MT62 - MT63 - MT64 - MT82	>0,9	0,156	
MT68 - MT69 - MT70 - P249	>0,95	0,212	
P252	>0,95	0,157	
N208	0,86	0,035	
P945	0,86	0,037	
N210	>0,9	0,065	
P946	>0,9	0,064	
N212	>0,95	0,099	
P947	>0,9	0,103	
MXJ0 - Q744	>0,95	0,105	
P251 - Q745	>0,95	0,104	
P203 - P204 - P205 - P206 - P211	>0,95	0,122	
P213 - P214 - P215 - P216 - P221	>0,95	0,083	
P217 - P218 - P219 - P220 - P222	>0,95	0,101	

