

Reflex

Design iGuzzini


iGuzzini

Last information update: July 2025

Product configuration: N042+PA54.01

N042: adjustable luminaire - Ø 96 mm - warm white - flood optic - minimal

PA54.01: Minimal flange - White



Product code

N042: adjustable luminaire - Ø 96 mm - warm white - flood optic - minimal **Attention! Code no longer in production**

Technical description

Round adjustable luminaire designed to use an LED lamp with C.O.B. technology in a warm white colour tone 3000K CRI 90. Version without rim for mounting flush with ceiling. Lower reflector vacuum-metallised with aluminium vapours with an anti-scratch protective layer. Anodised aluminium upper reflector. Black, zinc-plated sheet steel bracket. The luminaire can be rotated 30° relative to the horizontal plane and 358° about the vertical axis. The luminaire is fitted with mechanical locks for light beam aiming. Painted extruded aluminium dissipater.

Installation

Installation flush with the ceiling is for false ceilings 12.5 mm thick

Colour

Aluminium (12)

Weight (Kg)

0.49

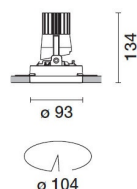
Mounting

ceiling recessed

Wiring

Product complete with DALI components

Complies with EN60598-1 and pertinent regulations



Accessory code

PA54.01: Minimal flange - White **Attention! Code no longer in production**

Technical description

Adapter for plasterboard false ceilings and rapid flush with ceiling installations, specifically for adjustable Reflex recessed luminaires. Made of plastic with a border for limiting plaster and holes for installation with screws and anchors suitable for plasterboard (included). Fastening the adapter to the installation surface does not require predefined panel thicknesses.

Installation

Preparation hole Ø 104 mm. Fastening the perforated perimeter rim to the installation surface (fixing screws included) - subsequent operations including filling, smoothing to the reference border and finishing - final insertion of the recessed luminaire (separate code) in the adapter.

Colour

White (01)

Weight (Kg)

0.05

Mounting

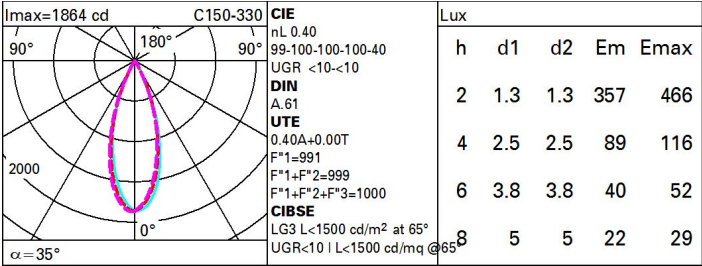
ceiling recessed

Complies with EN60598-1 and pertinent regulations

Technical data

Im system:	659	CRI (minimum):	90
W system:	16.3	Colour temperature [K]:	3000
Im source:	1650	MacAdam Step:	2
W source:	14	Life Time LED 1:	> 50,000h - L80 - B10 (Ta 25°C)
Luminous efficiency (Im/W, real value):	40.4	Lamp code:	LED
Im in emergency mode:	-	Number of lamps for optical assembly:	1
Total light flux at or above an angle of 90° [Lm]:	0	ZVEI Code:	LED
Light Output Ratio (L.O.R.) [%]:	40	Number of optical assemblies:	1
Beam angle [°]:	35°	Control:	DALI

Polar



UGR diagram

Corrected UGR values (at 1050 lm bare lamp luminous flux)												
Reflect.: ceiling/cav walls work pl. Room dim x y		0.70	0.70	0.50	0.50	0.30	0.70	0.70	0.50	0.50	0.30	
		0.50	0.30	0.50	0.30	0.30	0.50	0.30	0.50	0.30	0.30	
		0.20	0.20	0.20	0.20	0.20	0.20	0.20	0.20	0.20	0.20	
		viewed crosswise					viewed endwise					
2H	2H	4.5	5.0	4.8	5.3	5.5	4.9	5.4	5.2	5.7	5.9	
	3H	4.4	4.9	4.7	5.1	5.4	4.8	5.3	5.1	5.5	5.8	
	4H	4.3	4.8	4.6	5.0	5.3	4.7	5.2	5.0	5.5	5.8	
	6H	4.2	4.6	4.6	5.0	5.3	4.6	5.0	5.0	5.4	5.7	
	8H	4.2	4.6	4.5	4.9	5.3	4.6	5.0	4.9	5.3	5.7	
	12H	4.1	4.5	4.5	4.9	5.2	4.5	4.9	4.9	5.3	5.6	
4H	2H	4.3	4.8	4.6	5.0	5.3	4.7	5.2	5.0	5.4	5.7	
	3H	4.2	4.5	4.5	4.9	5.2	4.6	4.9	4.9	5.3	5.6	
	4H	4.1	4.4	4.5	4.8	5.2	4.5	4.8	4.9	5.2	5.6	
	6H	4.0	4.3	4.4	4.7	5.1	4.4	4.7	4.8	5.1	5.5	
	8H	3.9	4.2	4.4	4.6	5.1	4.3	4.6	4.8	5.0	5.5	
	12H	3.9	4.1	4.3	4.6	5.0	4.3	4.5	4.7	5.0	5.4	
8H	4H	3.9	4.2	4.4	4.6	5.1	4.3	4.6	4.8	5.0	5.5	
	6H	3.8	4.1	4.3	4.5	5.0	4.2	4.5	4.7	4.9	5.4	
	8H	3.8	4.0	4.3	4.5	5.0	4.2	4.4	4.7	4.8	5.3	
	12H	3.8	3.9	4.3	4.4	4.9	4.1	4.3	4.6	4.8	5.3	
12H	4H	3.9	4.1	4.3	4.6	5.0	4.3	4.5	4.7	5.0	5.4	
	6H	3.8	4.0	4.3	4.5	5.0	4.2	4.4	4.7	4.9	5.3	
	8H	3.7	3.9	4.2	4.4	4.9	4.1	4.3	4.6	4.8	5.3	
Variations with the observer position at spacing:												
S =		1.0H	5.3 / -10.0					5.0 / -11.3				
		1.5H	8.0 / -12.5					7.8 / -17.1				
		2.0H	10.0 / -15.8					9.8 / -17.3				