

Laser Blade L

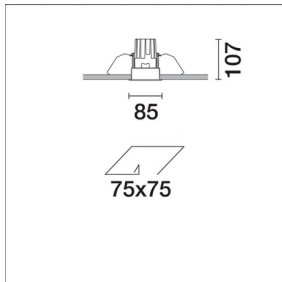

Design iGuzzini

iGuzzini

Last information update: October 2024

Product configuration: N160.47

N160.47: Fixed, Recessed luminaire - Warm LED - Incorporated DALI dimmable power supply - WideFlood optic Beam - White/Black



Product code

N160.47: Fixed, Recessed luminaire - Warm LED - Incorporated DALI dimmable power supply - WideFlood optic Beam - White/Black

Technical description

Fixed optic, recessed luminaire for high efficiency, warm white LED lamp. Passive heat dissipation system. Lamp body with die-cast aluminium radiant surface, version with perimeter surface frame. Metallised, thermoplastic, high definition optic, integrated in a rear position in the anti-glare screen. Glass cover for LED lamp. The structure of the optical system produces light emission with controlled luminance ($UGR < 19$). Equipped with a dimmable DALI ballast connected to the luminaire.

Installation

recessed with steel wire springs for false ceilings from 1 to 25 mm thick - preparation hole 75 x 75. Installation permitted in either a horizontal or vertical position.

Colour

Black / White (47)

Weight (Kg)

0.5

Mounting

wall recessed|ceiling recessed

Wiring

on the control gears box with quick-coupling connections. Digital electronic cabling that allows dimming to be performed with DALI protocol or a pushbutton switch (DIM SWITCH).

Notes

The product with its white finish (01) includes an optic ring for limiting luminance; a feature that renders a performance of $UGR < 19$ and determines slight variations in the opening of the optic (52°) and yield (0.74).

Complies with EN60598-1 and pertinent regulations



Technical data

Im system:	901	Life Time LED 1:	> 50,000h - L90 - B10 (Ta 25°C)
W system:	8.7	Voltage [Vin]:	230
Im source:	1100	Lamp code:	LED
W source:	6.6	Number of lamps for optical assembly:	1
Luminous efficiency (Im/W, real value):	103.6	ZVEI Code:	LED
Im in emergency mode:	-	Number of optical assemblies:	1
Total light flux at or above an angle of 90° [Lm]:	0	Power factor:	See installation instructions
Light Output Ratio (L.O.R.) [%]:	82	Inrush current:	16 A / 220 µs
Beam angle [°]:	54°	Maximum number of luminaires of this type per miniature circuit breaker:	B10A: 15 luminaires B16A: 24 luminaires C10A: 24 luminaires C16A: 40 luminaires
CRI (minimum):	80	Overvoltage protection:	2kV Common mode & 1kV Differential mode
Colour temperature [K]:	3000	Control:	DALI-2
MacAdam Step:	2		

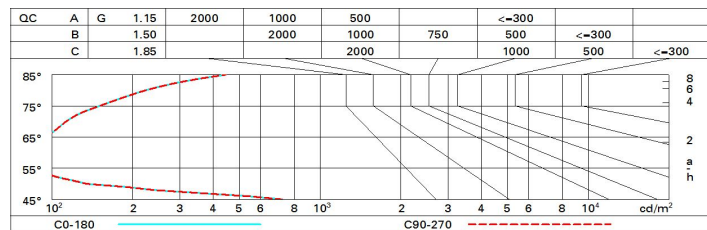
Polar

Imax=1291 cd		CIE		Lux			
				h	d	Em	Emax
90°	180°	nL 0.82	100-100-100-100-82	1	1	1031	1291
		UGR 11.4-11.4	DIN A.61	2	2	258	323
		UTE 0.82A+0.00T	F*1=997	3	3.1	115	143
		F*1+F*2=999	F*1+F*2+F*3=1000	4	4.1	64	81
		CIBSE LG3 L<1500 cd/m² at 65°	UGR<16 L<1500 cd/mq @ 65°				
α=54°							

Utilisation factors

R	77	75	73	71	55	53	33	00	DRR
K0.8	74	70	68	65	69	67	67	64	78
1.0	77	74	71	69	73	71	70	68	83
1.5	81	78	76	75	77	76	75	73	89
2.0	83	82	80	79	81	79	78	76	93
2.5	85	84	83	82	82	81	81	78	96
3.0	86	85	84	84	84	83	82	80	98
4.0	87	86	86	85	85	85	83	81	99
5.0	88	87	87	86	86	85	84	82	100

Luminance curve limit



UGR diagram

Corrected UGR values (at 1100 lm bare lamp luminous flux)											
Reflect.: ceiling/cav walls work pl. Room dim x y		0.70	0.70	0.50	0.50	0.30	0.70	0.70	0.50	0.50	0.30
		0.50	0.30	0.50	0.30	0.30	0.50	0.30	0.50	0.30	0.30
		0.20	0.20	0.20	0.20	0.20	0.20	0.20	0.20	0.20	0.20
		viewed crosswise					viewed endwise				
2H	2H	12.0	12.5	12.3	12.8	13.0	12.0	12.5	12.3	12.8	13.0
	3H	11.8	12.4	12.2	12.6	12.9	11.8	12.4	12.2	12.6	12.9
	4H	11.8	12.2	12.1	12.5	12.8	11.8	12.2	12.1	12.5	12.8
	6H	11.7	12.1	12.0	12.4	12.8	11.7	12.1	12.0	12.4	12.8
	8H	11.7	12.1	12.0	12.4	12.7	11.7	12.1	12.0	12.4	12.7
	12H	11.6	12.0	12.0	12.4	12.7	11.6	12.0	12.0	12.4	12.7
4H	2H	11.8	12.2	12.1	12.5	12.8	11.8	12.2	12.1	12.5	12.8
	3H	11.6	12.0	12.0	12.4	12.7	11.6	12.0	12.0	12.4	12.7
	4H	11.5	11.9	11.9	12.3	12.6	11.5	11.9	11.9	12.3	12.6
	6H	11.4	11.8	11.9	12.2	12.6	11.4	11.8	11.9	12.2	12.6
	8H	11.4	11.7	11.8	12.1	12.5	11.4	11.7	11.8	12.1	12.5
	12H	11.4	11.6	11.8	12.0	12.5	11.3	11.6	11.8	12.0	12.5
8H	4H	11.4	11.7	11.8	12.1	12.5	11.4	11.7	11.8	12.1	12.5
	6H	11.3	11.5	11.8	12.0	12.5	11.3	11.5	11.8	12.0	12.5
	8H	11.3	11.5	11.7	11.9	12.4	11.3	11.5	11.7	11.9	12.4
	12H	11.2	11.4	11.7	11.9	12.4	11.2	11.4	11.7	11.9	12.4
12H	4H	11.3	11.6	11.8	12.0	12.5	11.4	11.6	11.8	12.0	12.5
	6H	11.3	11.5	11.7	11.9	12.4	11.3	11.5	11.7	11.9	12.4
	8H	11.2	11.4	11.7	11.9	12.4	11.2	11.4	11.7	11.9	12.4
Variations with the observer position at spacing:											
S =	1.0H	6.5 / -17.3					6.5 / -17.3				
	1.5H	9.3 / -17.4					9.3 / -17.4				
	2.0H	11.3 / -17.6					11.3 / -17.6				