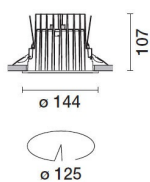



Last information update: May 2025

Product configuration: N232.Y

N232.Y: Fixed circular recessed luminaire - Ø125 mm - warm white - wide flood optic - UGR<19

**Product code**N232.Y: Fixed circular recessed luminaire - Ø125 mm - warm white - wide flood optic - UGR<19 **Attention! Code no longer in production****Technical description**

Fixed round luminaire designed to use a LED lamp with C.O.B. technology. Version with rim for surface-mounting. Reflector vacuum-metallised with aluminium vapours with an anti-scratch protective layer. Die-cast aluminium body and passive dissipation system. Product complete with LED lamp in warm white colour tone (3000K). General light emission, with controlled luminance UGR<19 1500 cd/m² α=65° wide flood optic.

Installation

Recessed using torsion springs which allow easy installation in false ceilings with thickness ranging from 1 mm to 20 mm.

Colour

White / Aluminium (39)

Weight (Kg)

1.02

Mounting

ceiling recessed

Wiring

product complete with an electronic ballast

Notes

TPb rated

Complies with EN60598-1 and pertinent regulations



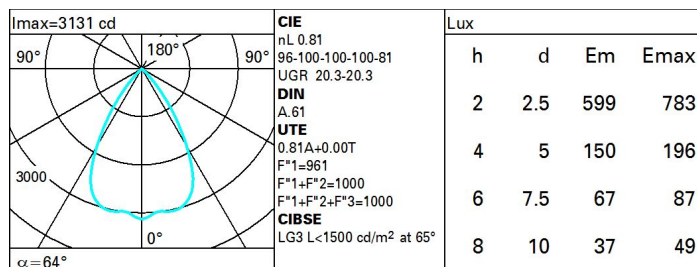
IP20

IP54

On the visible part of the product once installed

**Technical data**

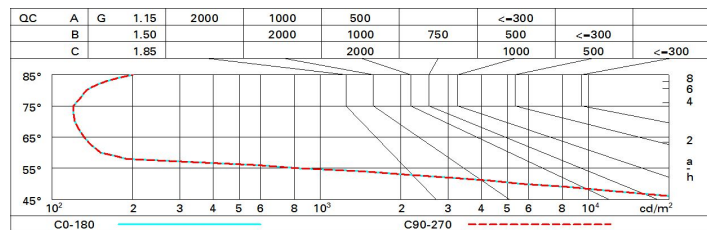
Im system:	3157	CRI (minimum):	80
W system:	32	Colour temperature [K]:	3000
Im source:	3900	MacAdam Step:	2
W source:	29	Life Time LED 1:	> 50,000h - L90 - B10 (Ta 25°C)
Luminous efficiency (Im/W, real value):	98.7	Lamp code:	LED
Im in emergency mode:	-	Number of lamps for optical assembly:	1
Total light flux at or above an angle of 90° [Lm]:	0	ZVEI Code:	LED
Light Output Ratio (L.O.R.) [%]:	81	Number of optical assemblies:	1
Beam angle [°]:	64°		

Polar

Utilisation factors

R	77	75	73	71	55	53	33	00	DRR
K0.8	72	68	65	63	67	64	64	61	76
1.0	75	72	69	67	71	68	68	65	81
1.5	79	77	74	73	76	74	73	70	87
2.0	82	80	78	77	79	77	77	74	92
2.5	84	82	81	80	81	80	79	77	95
3.0	85	84	83	82	82	81	80	78	97
4.0	86	85	84	84	83	83	82	80	98
5.0	86	86	85	85	84	84	82	80	99

Luminance curve limit



UGR diagram

Corrected UGR values (at 3900 lm bare lamp luminous flux)											
Reflect.: ceiling/cav walls work pl. Room dim x y		viewed crosswise					viewed endwise				
2H	2H	20.9	21.5	21.2	21.7	22.0	20.9	21.5	21.2	21.7	22.0
	3H	20.8	21.3	21.1	21.6	21.9	20.8	21.3	21.1	21.6	21.9
	4H	20.7	21.2	21.0	21.5	21.8	20.7	21.2	21.0	21.5	21.8
	6H	20.6	21.1	21.0	21.4	21.7	20.6	21.1	21.0	21.4	21.7
	8H	20.6	21.0	21.0	21.4	21.7	20.6	21.0	21.0	21.4	21.7
	12H	20.6	21.0	20.9	21.3	21.7	20.6	21.0	20.9	21.3	21.7
4H	2H	20.7	21.2	21.0	21.5	21.8	20.7	21.2	21.0	21.5	21.8
	3H	20.6	21.0	20.9	21.3	21.7	20.6	21.0	20.9	21.3	21.7
	4H	20.5	20.8	20.9	21.2	21.6	20.5	20.8	20.9	21.2	21.6
	6H	20.4	20.7	20.8	21.1	21.5	20.4	20.7	20.8	21.1	21.5
	8H	20.3	20.6	20.8	21.0	21.5	20.3	20.6	20.8	21.0	21.5
	12H	20.3	20.5	20.7	21.0	21.4	20.3	20.5	20.7	21.0	21.4
8H	4H	20.3	20.6	20.8	21.0	21.5	20.3	20.6	20.8	21.0	21.5
	6H	20.2	20.5	20.7	20.9	21.4	20.2	20.5	20.7	20.9	21.4
	8H	20.2	20.4	20.7	20.9	21.4	20.2	20.4	20.7	20.9	21.4
	12H	20.1	20.3	20.6	20.8	21.3	20.1	20.3	20.6	20.8	21.3
12H	4H	20.3	20.5	20.7	21.0	21.4	20.3	20.5	20.7	21.0	21.4
	6H	20.2	20.4	20.7	20.9	21.4	20.2	20.4	20.7	20.9	21.4
	8H	20.1	20.3	20.6	20.8	21.3	20.1	20.3	20.6	20.8	21.3
Variations with the observer position at spacing:											
S =		1.0H					4.7 / -26.2				
		1.5H					7.5 / -31.2				
		2.0H					9.5 / -31.4				