

Reflex

Design iGuzzini

iGuzzini

Last information update: May 2025

Product configuration: P509.01

P509.01: Fixed circular recessed luminaire - Ø 96 mm - neutral white - white optic - DALI - 11.5W 1014.9lm - 4000K - White



Product code

P509.01: Fixed circular recessed luminaire - Ø 96 mm - neutral white - white optic - DALI - 11.5W 1014.9lm - 4000K - White

Technical description

Fixed round luminaire designed to use a LED lamp with C.O.B. technology. Version with rim for surface-mounting. Reflector painted white with a layer of anti-scratch protection. Die-cast aluminium body and passive dissipation system. Product complete with LED lamp in neutral white colour tone (4.000K). General lighting beam.

Installation

Recessed using torsion springs which allow easy installation in false ceilings with thicknesses ranging from 1 mm to 20 mm.

Colour
White (01)

Weight (Kg)
0.65

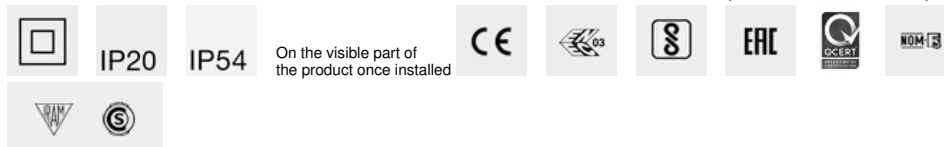
Mounting

ceiling recessed

Wiring

product complete with DALI components

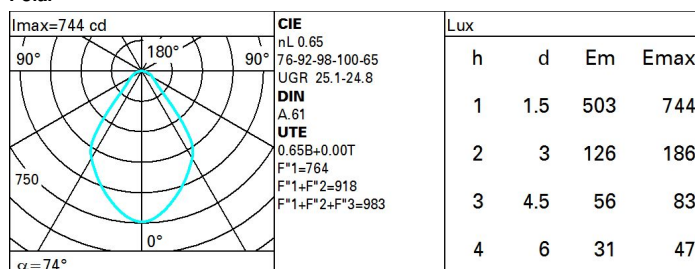
Complies with EN60598-1 and pertinent regulations



Technical data

Im system:	1015	Rf (Colour Fidelity Index):	83
W system:	11.5	Rg (Gamut Index):	94
Im source:	1550	Colour temperature [K]:	4000
W source:	8.9	MacAdam Step:	2
Luminous efficiency (Im/W, real value):	88.3	Life Time LED 1:	> 50,000h - L90 - B10 (Ta 25°C)
Im in emergency mode:	-	Lamp code:	LED
Total light flux at or above an angle of 90° [Lm]:	0	Number of lamps for optical assembly:	1
Light Output Ratio (L.O.R.) [%]:	65	ZVEI Code:	LED
Beam angle [°]:	74°	Number of optical assemblies:	1
CRI (minimum):	80	Control:	DALI-2

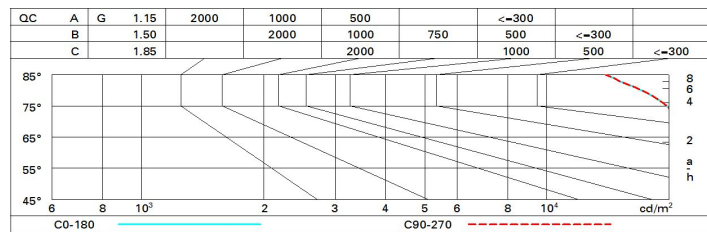
Polar



Utilisation factors

R	77	75	73	71	55	53	33	00	DRR
K0.8	52	47	44	41	46	43	43	40	61
1.0	55	51	48	45	50	47	47	44	67
1.5	60	57	54	52	56	53	53	50	76
2.0	63	60	58	56	59	57	57	54	82
2.5	65	63	61	59	61	60	59	57	86
3.0	66	64	63	61	63	62	61	58	89
4.0	67	66	65	64	65	64	63	60	92
5.0	68	67	66	65	66	65	64	62	94

Luminance curve limit



UGR diagram

Corrected UGR values (at 1550 lm bare lamp luminous flux)											
Reflect.: ceiling/cav walls work pl. Room dim x y		0.70	0.70	0.50	0.50	0.30	0.70	0.70	0.50	0.50	0.30
		0.50	0.30	0.50	0.30	0.30	0.50	0.30	0.50	0.30	0.30
		0.20	0.20	0.20	0.20	0.20	0.20	0.20	0.20	0.20	0.20
		viewed crosswise					viewed endwise				
2H	2H	22.6	23.5	22.9	23.7	24.0	22.6	23.5	22.9	23.7	24.0
	3H	23.5	24.3	23.8	24.6	24.9	22.8	23.6	23.2	23.9	24.2
	4H	23.9	24.6	24.2	24.9	25.2	22.9	23.7	23.3	24.0	24.3
	6H	24.2	24.9	24.6	25.2	25.5	22.9	23.6	23.3	23.9	24.3
	8H	24.3	25.0	24.7	25.3	25.6	22.9	23.6	23.3	23.9	24.3
	12H	24.3	25.0	24.7	25.3	25.7	22.9	23.5	23.3	23.9	24.2
4H	2H	22.9	23.7	23.3	24.0	24.3	23.9	24.6	24.2	24.9	25.2
	3H	24.0	24.7	24.4	25.0	25.4	24.3	25.0	24.7	25.3	25.7
	4H	24.6	25.1	25.0	25.5	25.9	24.6	25.1	25.0	25.5	25.9
	6H	25.0	25.5	25.4	25.9	26.3	24.7	25.2	25.1	25.6	26.0
	8H	25.1	25.6	25.6	26.0	26.4	24.8	25.2	25.2	25.6	26.1
	12H	25.2	25.6	25.7	26.0	26.5	24.7	25.2	25.2	25.6	26.1
8H	4H	24.8	25.2	25.2	25.6	26.1	25.1	25.6	25.6	26.0	26.4
	6H	25.3	25.7	25.8	26.1	26.6	25.4	25.8	25.9	26.2	26.7
	8H	25.5	25.8	26.0	26.3	26.8	25.5	25.8	26.0	26.3	26.8
	12H	25.6	25.9	26.1	26.4	26.9	25.6	25.8	26.1	26.3	26.8
12H	4H	24.7	25.2	25.2	25.6	26.1	25.2	25.6	25.7	26.0	26.5
	6H	25.3	25.7	25.8	26.1	26.6	25.5	25.8	26.0	26.3	26.8
	8H	25.6	25.8	26.1	26.3	26.8	25.6	25.9	26.1	26.4	26.9
Variations with the observer position at spacing:											
S =	1.0H	0.9 / -0.6					0.9 / -0.6				
	1.5H	1.8 / -0.9					1.8 / -0.9				
	2.0H	3.0 / -1.1					3.0 / -1.1				