

Last information update: July 2024

**Product configuration: PE26**  
PE26: Strip UpLight for module L=1140



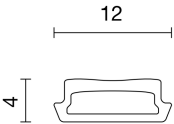
**Product code**  
PE26: Strip UpLight for module L=1140

**Technical description**  
Strip UpLight for module L=1140. Monochrome LED High Output Warm White CRI90 lamp with a General Light optic. Complete with quick coupling connectors.

**Colour**  
White (01)

**Weight (Kg)**  
0.03

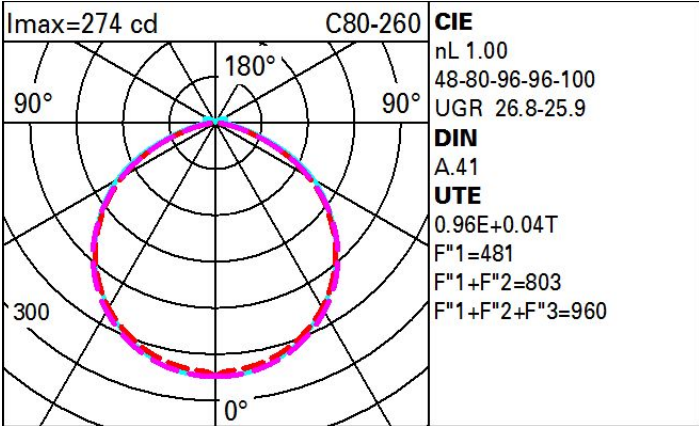
Complies with EN60598-1 and pertinent regulations



**Technical data**

Im system:	800	MacAdam Step:	3
W system:	6.4	Life Time LED 1:	> 50,000h - L90 - B10 (Ta 25°C)
Im source:	-	Voltage [Vin]:	48
W source:	-	Lamp code:	LED
Luminous efficiency (Im/W, real value):	125	Number of lamps for optical assembly:	1
Im in emergency mode:	-	ZVEI Code:	LED
Total light flux at or above an angle of 90° [Lm]:	32	Number of optical assemblies:	1
Light Output Ratio (L.O.R.) [%]:	100	LED current [mA]:	35
CRI (minimum):	90	Control:	PWM
Colour temperature [K]:	2700		

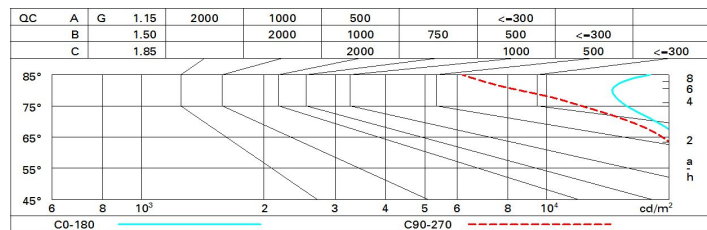
**Polar**



# Utilisation factors

R	77	75	73	71	55	53	33	00	DRR
K0.8	65	54	47	42	53	46	45	38	40
1.0	72	62	55	49	60	54	53	45	47
1.5	82	74	68	63	72	66	65	58	60
2.0	88	82	76	72	79	74	73	66	69
2.5	92	86	82	78	84	80	78	72	75
3.0	94	90	86	82	87	83	81	75	79
4.0	97	94	90	87	91	88	86	80	83
5.0	99	96	93	91	93	91	88	83	86

# Luminance curve limit



# UGR diagram

Corrected UGR values (at 800 lm bare lamp luminous flux)											
Reflect.: ceiling walls work pl. Room dim x y		0.70	0.70	0.50	0.50	0.30	0.70	0.70	0.50	0.50	0.30
		0.50	0.30	0.50	0.30	0.30	0.50	0.30	0.50	0.30	0.30
		0.20	0.20	0.20	0.20	0.20	0.20	0.20	0.20	0.20	0.20
		viewed crosswise					viewed endwise				
2H	2H	23.4	24.5	23.8	24.9	25.2	23.3	24.4	23.6	24.7	25.1
	3H	24.9	25.8	25.3	26.2	26.6	23.7	24.7	24.1	25.1	25.4
	4H	25.3	26.2	25.7	26.6	27.0	23.9	24.8	24.3	25.2	25.6
	6H	25.6	26.5	26.1	26.9	27.3	23.9	24.8	24.4	25.2	25.6
	8H	25.8	26.6	26.2	27.0	27.5	23.9	24.7	24.4	25.2	25.6
	12H	25.9	26.7	26.4	27.1	27.6	23.9	24.7	24.4	25.1	25.6
4H	2H	24.0	25.0	24.5	25.3	25.7	24.8	25.7	25.2	26.1	26.5
	3H	25.0	26.4	26.1	26.8	27.3	25.4	26.1	25.8	26.6	27.0
	4H	26.2	26.9	26.6	27.3	27.8	25.6	26.3	26.1	26.8	27.2
	6H	26.6	27.2	27.1	27.7	28.2	25.8	26.4	26.3	26.9	27.4
	8H	26.8	27.4	27.3	27.9	28.4	25.9	26.4	26.4	26.9	27.4
	12H	27.0	27.5	27.5	28.0	28.6	25.9	26.4	26.4	26.9	27.4
8H	4H	26.3	26.9	26.9	27.4	27.9	25.9	26.5	26.4	27.0	27.5
	6H	26.9	27.4	27.5	27.9	28.5	26.2	26.7	26.7	27.2	27.8
	8H	27.2	27.6	27.8	28.2	28.8	26.3	26.7	26.9	27.3	27.9
	12H	27.5	27.9	28.1	28.4	29.1	26.4	26.8	27.0	27.3	28.0
12H	4H	26.3	26.8	26.9	27.4	27.9	25.9	26.4	26.4	26.9	27.5
	6H	27.0	27.4	27.5	27.9	28.5	26.2	26.6	26.8	27.2	27.8
	8H	27.3	27.7	27.9	28.2	28.8	26.4	26.8	27.0	27.3	27.9
Variations with the observer position at spacing:											
S =	1.0H	0.1 / -0.1					0.1 / -0.1				
	1.5H	0.3 / -0.4					0.3 / -0.5				
	2.0H	0.4 / -0.6					0.6 / -0.8				