


Last information update: March 2025

Product configuration: RU32.12+PI16.12

RU32.12: Linear module - recessed Minimal Down - for MMO/Space/Wall Washer versions - L=1192 - Aluminium

PI16.12: Plate with Warm White LED - MMO Downlight - UGR<19 - HO- DALI - L=1192 - 27.7W 3210.9lm - 3000K - CRI 90 - Aluminium

**Product code**

RU32.12: Linear module - recessed Minimal Down - for MMO/Space/Wall Washer versions - L=1192 - Aluminium

Technical description

Recessed Minimal (Frameless) version with extruded aluminium profile installed flush with ceiling. Designed for use with an LED plate in MMO, Space and Wall Washer versions.

Installation

Can be recess-mounted.

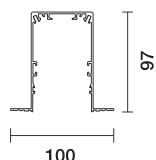
Colour

Aluminium (12)

Wiring

Designed to house the LED modules that can be used by the system.

Complies with EN60598-1 and pertinent regulations

**Product code**

PI16.12: Plate with Warm White LED - MMO Downlight - UGR<19 - HO- DALI - L=1192 - 27.7W 3210.9lm - 3000K - CRI 90 - Aluminium

Technical description

Warm White LED plate with direct (Down) emission in an MMO version. High Output (HO) version with controlled luminance down emission $L \leq 3000 \text{ cd/m}^2 - \alpha > 65^\circ$, for use in environments with video monitors in compliance with EN 12464-1. The module optic and structural fittings allow high luminous flux and system efficiency values. DALI dimmable power supply integrated in the luminaire. Extruded aluminium heat sink and "Halogen Free" electric cables. Moulded and metallised polycarbonate raster.

Installation

Module insertion on profiles facilitated by a quick coupling system.

Colour

Aluminium (12)

Weight (Kg)

0.93

Wiring

Quick coupling terminal block connection to simplify connections between the subsequent modules. Complete with integrated dimmable DALI power supply.

Notes

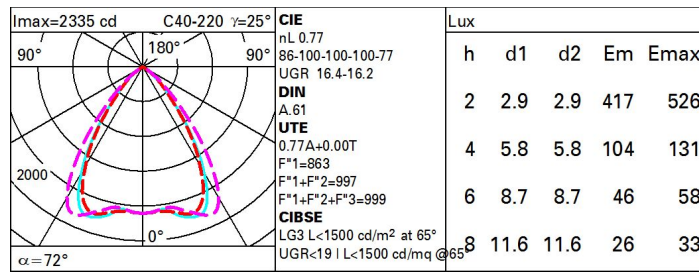
TPA version available on request, contact iGuzzini for more info

Complies with EN60598-1 and pertinent regulations

**Technical data**

lm system:	3211	Colour temperature [K]:	3000
W system:	27.7	MacAdam Step:	3
lm source:	4170	Life Time LED 1:	> 50,000h - L90 - B10 (Ta 25°C)
W source:	24	Lamp code:	LED
Luminous efficiency (lm/W, real value):	115.9	Number of lamps for optical assembly:	1
Total light flux at or above an angle of 90° [Lm]:	0	ZVEI Code:	LED
Light Output Ratio (L.O.R.) [%]:	77	Number of optical assemblies:	1
CRI (minimum):	90	Control:	DALI-2

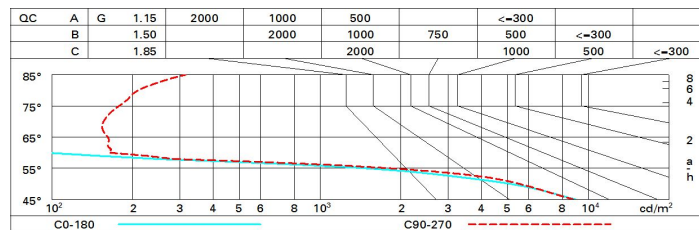
Polar



Utilisation factors

R	77	75	73	71	55	53	33	00	DRR
K0.8	65	60	56	54	59	56	56	53	68
1.0	69	64	61	59	63	61	60	57	74
1.5	74	70	68	66	69	67	67	64	83
2.0	77	74	72	71	73	71	71	68	88
2.5	78	76	75	74	75	74	73	71	92
3.0	79	78	77	76	77	76	75	72	94
4.0	81	79	78	78	78	77	76	74	96
5.0	81	80	79	79	79	78	77	75	97

Luminance curve limit



UGR diagram

Corrected UGR values (at 4170 lm bare lamp luminous flux)												
Reflect.: ceiling/cav walls work pl. Room dim x y		0.70	0.70	0.50	0.50	0.30	0.70	0.70	0.50	0.50	0.30	0.30
		0.50	0.30	0.50	0.30	0.30	0.50	0.30	0.50	0.30	0.30	0.30
		0.20	0.20	0.20	0.20	0.20	0.20	0.20	0.20	0.20	0.20	0.20
		viewed crosswise					viewed endwise					
2H	2H	16.9	17.6	17.2	17.8	18.1	16.8	17.4	17.1	17.7	17.9	
	3H	16.8	17.4	17.1	17.7	17.9	16.7	17.3	17.0	17.5	17.8	
	4H	16.7	17.3	17.1	17.6	17.9	16.6	17.1	16.9	17.4	17.7	
	6H	16.6	17.1	17.0	17.5	17.8	16.5	17.0	16.9	17.3	17.7	
	8H	16.6	17.1	17.0	17.4	17.8	16.5	17.0	16.9	17.3	17.6	
	12H	16.6	17.0	17.0	17.4	17.7	16.5	16.9	16.8	17.2	17.6	
4H	2H	16.8	17.3	17.1	17.6	17.9	16.6	17.1	16.9	17.4	17.7	
	3H	16.6	17.1	17.0	17.4	17.8	16.5	16.9	16.8	17.2	17.6	
	4H	16.5	16.9	16.9	17.3	17.7	16.4	16.8	16.8	17.1	17.5	
	6H	16.4	16.8	16.9	17.2	17.6	16.3	16.6	16.7	17.0	17.4	
	8H	16.4	16.7	16.8	17.1	17.6	16.2	16.6	16.7	17.0	17.4	
	12H	16.3	16.6	16.8	17.1	17.5	16.2	16.5	16.6	16.9	17.4	
8H	4H	16.4	16.7	16.8	17.1	17.6	16.2	16.6	16.7	17.0	17.4	
	6H	16.3	16.6	16.8	17.0	17.5	16.1	16.4	16.6	16.9	17.3	
	8H	16.2	16.5	16.7	16.9	17.4	16.1	16.3	16.6	16.8	17.3	
	12H	16.2	16.4	16.7	16.9	17.4	16.0	16.2	16.5	16.7	17.2	
12H	4H	16.3	16.6	16.8	17.1	17.5	16.2	16.5	16.6	16.9	17.4	
	6H	16.2	16.5	16.7	16.9	17.4	16.1	16.3	16.6	16.8	17.3	
	8H	16.2	16.4	16.7	16.9	17.4	16.0	16.2	16.5	16.7	17.2	
Variations with the observer position at spacing:												
S =		1.0H	3.6 / -10.1					3.6 / -8.7				
		1.5H	5.2 / -22.0					5.1 / -18.4				
		2.0H	7.2 / -22.4					7.1 / -18.5				