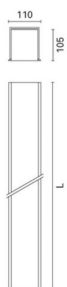


Last information update: November 2024

**Product configuration: Q422+Q446.12**

Q422: Frame initial moduleDown Office / Working UGR < 19L 2397

Q446.12: Plate - Down Office / Working UGR < 19 - Neutral LED - L 1196 - Aluminium

**Product code**

Q422: Frame initial moduleDown Office / Working UGR < 19L 2397

**Technical description**

Initial profile in extruded aluminium - Frame version with contact frame; micro-prismatic screen for controlled luminance emission UGR < 19 - 3000 cd/m2 (working lighting); screen set up for connecting several lengths by overlapping.

**Installation**

Recessed using the brackets on the profile. The initial modules can be used individually if completed with accessory caps and the required LED module.

**Colour**

White (01)\* | Aluminium (12)\*

**Weight (Kg)**

6

\* Colours on request

**Mounting**

ceiling recessed

**Wiring**

Set up to house the LED modules required by the system.

**Notes**

Take care with the system configuration. To make continuous lines of lighting, use the intermediate modules. To complete a continuous line correctly there must always be an initial module at the start or end of the composition.

TPb rated. TPa version available on request, contact iGuzzini for more info

Complies with EN60598-1 and pertinent regulations

**Product code**

Q446.12: Plate - Down Office / Working UGR < 19 - Neutral LED - L 1196 - Aluminium **Attention! Code no longer in production**

**Technical description**

LED module set up for housing in initial or intermediate system profiles with screen for controlled luminance - down emission. Electronic control gear integrated in the luminaire. Extruded aluminium heat sink; high emission yield flux enhancer. Neutral LED.

**Installation**

Module insertion on profiles facilitated by a quick coupling system.

**Colour**

Indeterminate (00) | White (01)

**Weight (Kg)**

1.37

**Wiring**

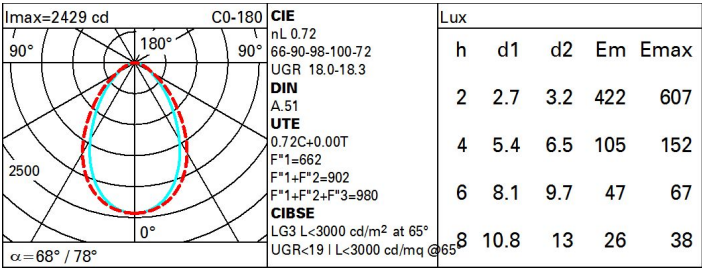
Quick coupling terminal block connection to simplify connections between the luminaires. LED module complete with integrated control gear.

Complies with EN60598-1 and pertinent regulations

**Technical data**

Im system:	3888	Colour temperature [K]:	4000
W system:	32.1	MacAdam Step:	3
Im source:	5400	Life Time LED 1:	> 50,000h - L90 - B10 (Ta 25°C)
W source:	27	Voltage [Vin]:	230
Luminous efficiency (Im/W, real value):	121.1	Lamp code:	LED
Im in emergency mode:	-	Number of lamps for optical assembly:	1
Total light flux at or above an angle of 90° [Lm]:	0	ZVEI Code:	LED
Light Output Ratio (L.O.R.) [%]:	72	Number of optical assemblies:	1
CRI (minimum):	80		

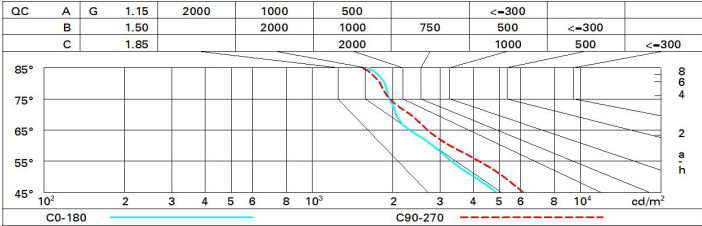
Polar



Utilisation factors

R	77	75	73	71	55	53	33	00	DRR
K0.8	54	47	43	40	47	43	42	38	53
1.0	58	52	48	45	51	48	47	43	60
1.5	64	60	56	53	59	56	55	51	71
2.0	68	64	61	59	63	61	60	56	78
2.5	70	67	65	63	66	64	63	60	83
3.0	71	69	67	65	68	66	65	62	86
4.0	73	71	70	68	70	68	67	64	89
5.0	74	72	71	70	71	70	69	66	91

Luminance curve limit



# UGR diagram

Corrected UGR values (at 5400 lm bare lamp luminous flux)											
Reflect.: ceiling/cav walls work pl. Room dim x y		0.70	0.70	0.50	0.50	0.30	0.70	0.70	0.50	0.50	0.30
		0.50	0.30	0.50	0.30	0.30	0.50	0.30	0.50	0.30	0.30
		0.20	0.20	0.20	0.20	0.20	0.20	0.20	0.20	0.20	0.20
		viewed crosswise					viewed endwise				
2H	2H	15.7	16.7	16.0	16.9	17.2	16.8	17.8	17.1	18.0	18.3
	3H	16.4	17.3	16.8	17.6	17.9	17.0	17.9	17.4	18.2	18.5
	4H	16.8	17.6	17.1	17.9	18.2	17.1	17.9	17.4	18.2	18.5
	6H	17.1	17.8	17.4	18.2	18.5	17.0	17.8	17.4	18.1	18.5
	8H	17.2	17.9	17.6	18.2	18.6	17.0	17.7	17.4	18.1	18.4
	12H	17.2	17.9	17.6	18.3	18.6	17.0	17.7	17.4	18.0	18.4
4H	2H	16.1	17.0	16.5	17.3	17.6	17.7	18.5	18.0	18.8	19.1
	3H	17.0	17.7	17.4	18.1	18.4	18.1	18.7	18.4	19.1	19.5
	4H	17.4	18.1	17.9	18.4	18.8	18.2	18.8	18.6	19.2	19.6
	6H	17.9	18.4	18.3	18.8	19.2	18.3	18.8	18.7	19.2	19.6
	8H	18.0	18.5	18.4	18.9	19.4	18.3	18.8	18.7	19.2	19.6
	12H	18.1	18.5	18.6	19.0	19.4	18.3	18.7	18.7	19.2	19.6
8H	4H	17.6	18.1	18.0	18.5	19.0	18.6	19.1	19.0	19.5	19.9
	6H	18.1	18.6	18.6	19.0	19.5	18.8	19.2	19.3	19.6	20.1
	8H	18.4	18.7	18.9	19.2	19.7	18.9	19.2	19.4	19.7	20.2
	12H	18.5	18.8	19.0	19.3	19.9	18.9	19.2	19.4	19.7	20.3
12H	4H	17.6	18.0	18.1	18.5	18.9	18.6	19.1	19.1	19.5	20.0
	6H	18.2	18.5	18.7	19.0	19.5	18.9	19.2	19.4	19.7	20.2
	8H	18.4	18.8	19.0	19.2	19.8	19.0	19.3	19.5	19.8	20.3
Variations with the observer position at spacing:											
S =		1.0H	0.4 / -0.5		0.3 / -0.4						
		1.5H	0.5 / -1.0		0.7 / -1.2						
		2.0H	1.1 / -1.4		1.6 / -1.6						