

Laser Blade XS

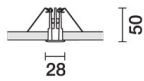

Design iGuzzini

iGuzzini

Last information update: May 2025

Product configuration: Q464

Q464: Frame 1 cell - Flood beam - LED



24x24

Product code

Q464: Frame 1 cell - Flood beam - LED

Technical description

Square miniaturised recessed luminaire for a single LED lamp - fixed optic. Despite the ultracompact size of the product, the patented technology of the optic system guarantees an efficient flow and a high level of controlled glare visual comfort. Main body with die-cast zamak radiant surface, version with perimeter surface frame. Metallised, thermoplastic, high definition Opti Beam reflector, integrated in a set-back position in the anti-glare screen. Ballast not included, available with separate code.

Installation

Recessed with steel wire springs for false ceilings from 1 to 25 mm thick - preparation hole 24 x 24.

Colour

White (01) | Black / Black (43) | Black / White (47) | White/Gold (41)* | Grey / Black (74)* | White / burnished chrome (E7)*

Weight (Kg)

0.07

* Colours on request

Mounting

wall recessed|ceiling recessed

Wiring

Direct current ballasts to be ordered separately: ON-OFF - code no. MXF9 (min 1 / max 8); dimmable DALI - code no. BZM4 (min 2 / max 20) - check the instruction sheet for the lengths and compatible cross-sections of the cables to be used.

Complies with EN60598-1 and pertinent regulations



IP20

IP23



Technical data

Im system:	152	CRI (minimum):	90
W system:	2	Colour temperature [K]:	2700
Im source:	190	MacAdam Step:	2
W source:	2	Life Time LED 1:	> 50,000h - L80 - B10 (Ta 25°C)
Luminous efficiency (Im/W, real value):	76	Lamp code:	LED
Im in emergency mode:	-	Number of lamps for optical assembly:	1
Total light flux at or above an angle of 90° [Lm]:	0	ZVEI Code:	LED
Light Output Ratio (L.O.R.) [%]:	80	Number of optical assemblies:	1
Beam angle [°]:	42°	LED current [mA]:	700

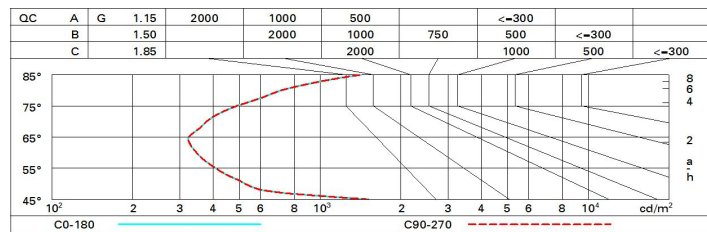
Polar

 Imax=319 cd 90° 180° 90° 300° 0° α = 42°	CIE nL 0.80 100-100-100-100-80 UGR <10-<10 DIN A.61 UTE 0.80A+0.00T F*1=997 F*1+F*2=999 F*1+F*2+F*3=1000 CIBSE LG3 L<1500 cd/m² at 65° UGR<10 L<1500 cd/mq @65°	Lux			
		h	d	Em	Emax
		1	0.8	254	318
		2	1.5	64	80
		3	2.3	28	35
		4	3.1	16	20

Utilisation factors

R	77	75	73	71	55	53	33	00	DRR
K0.8	72	69	66	64	68	66	65	63	78
1.0	75	72	70	68	71	69	69	66	83
1.5	79	77	75	73	76	74	73	71	89
2.0	82	80	78	77	79	77	76	74	93
2.5	83	82	81	80	81	80	79	77	96
3.0	84	83	82	82	82	81	80	78	98
4.0	85	84	84	83	83	83	81	79	99
5.0	86	85	85	84	84	83	82	80	100

Luminance curve limit



UGR diagram

Corrected UGR values (at 190 lm bare lamp luminous flux)											
Reflect.: ceiling/cav walls work pl. Room dim x y		viewed crosswise					viewed endwise				
		0.70	0.70	0.50	0.50	0.30	0.70	0.70	0.50	0.50	0.30
		0.50	0.30	0.50	0.30	0.30	0.50	0.30	0.50	0.30	0.30
		0.20	0.20	0.20	0.20	0.20	0.20	0.20	0.20	0.20	0.20
2H	2H	8.2	8.8	8.5	9.0	9.2	8.2	8.8	8.5	9.0	9.2
	3H	8.1	8.6	8.4	8.8	9.1	8.1	8.6	8.4	8.8	9.1
	4H	8.0	8.5	8.3	8.8	9.1	8.0	8.5	8.3	8.8	9.1
	6H	7.9	8.4	8.3	8.7	9.0	7.9	8.4	8.3	8.7	9.0
	8H	7.9	8.3	8.3	8.7	9.0	7.9	8.3	8.2	8.6	9.0
	12H	7.9	8.3	8.3	8.7	9.0	7.8	8.2	8.2	8.6	8.9
4H	2H	8.0	8.5	8.3	8.8	9.1	8.0	8.5	8.3	8.8	9.1
	3H	7.8	8.3	8.2	8.6	8.9	7.9	8.3	8.2	8.6	9.0
	4H	7.8	8.1	8.2	8.5	8.9	7.8	8.1	8.2	8.5	8.9
	6H	7.7	8.0	8.1	8.4	8.8	7.7	8.0	8.1	8.4	8.8
	8H	7.7	8.0	8.1	8.4	8.8	7.6	7.9	8.1	8.3	8.8
	12H	7.7	8.0	8.1	8.4	8.8	7.6	7.9	8.1	8.3	8.7
8H	4H	7.6	7.9	8.1	8.3	8.8	7.7	8.0	8.1	8.4	8.8
	6H	7.6	7.8	8.1	8.3	8.8	7.6	7.9	8.1	8.3	8.8
	8H	7.6	7.8	8.1	8.3	8.8	7.6	7.8	8.1	8.3	8.8
	12H	7.6	7.8	8.1	8.3	8.8	7.6	7.7	8.1	8.2	8.7
12H	4H	7.6	7.9	8.1	8.3	8.7	7.7	8.0	8.1	8.4	8.8
	6H	7.6	7.8	8.0	8.2	8.7	7.6	7.8	8.1	8.3	8.8
	8H	7.6	7.7	8.1	8.2	8.7	7.6	7.8	8.1	8.3	8.8
Variations with the observer position at spacing:											
S =	1.0H	6.7 / -8.9					6.7 / -8.9				
	1.5H	9.5 / -9.1					9.5 / -9.1				
	2.0H	11.5 / -9.3					11.5 / -9.3				