

Laser Blade XS

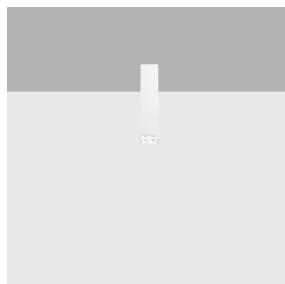
Design iGuzzini

iGuzzini

Last information update: May 2025

Product configuration: Q876.01

Q876.01: Ceiling-mounted LB XS single HC - Flood beam - remote driver - 2W 160lm - 3000K - CRI 90 - White



90
26
26

Product code

Q876.01: Ceiling-mounted LB XS single HC - Flood beam - remote driver - 2W 160lm - 3000K - CRI 90 - White

Technical description

Ceiling-mounted miniaturised luminaire with LED lamp. Despite the ultracompact size of the product, the patented technology of the optic system guarantees an efficient flow and a high level of visual comfort. Metallised thermoplastic high definition Opti-Beam reflector. Extruded aluminium body - die-cast zamak technical dissipation unit - shaped steel fixing plate. Ballast not included, available with separate code.

Installation

Ceiling-mounted with surface fixing plate (screws and screw anchors not included) - external locking system.

Colour

White (01)

Weight (Kg)

0.06

Mounting

ceiling surface

Wiring

Cables supplied with quick-coupling terminals for connecting to power supply line.

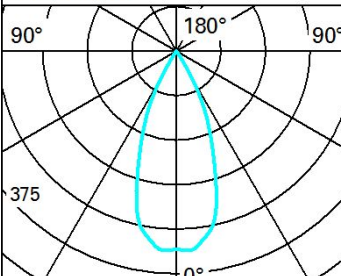
Complies with EN60598-1 and pertinent regulations



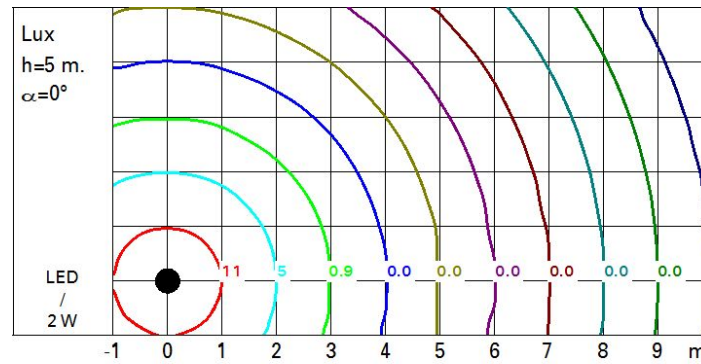
Technical data

lm system:	160	CRI (minimum):	90
W system:	2	Colour temperature [K]:	3000
lm source:	200	MacAdam Step:	2
W source:	2	Life Time LED 1:	> 50,000h - L80 - B10 (Ta 25°C)
Luminous efficiency (lm/W, real value):	80	Lamp code:	LED
lm in emergency mode:	-	Number of lamps for optical assembly:	1
Total light flux at or above an angle of 90° [Lm]:	0	ZVEI Code:	LED
Light Output Ratio (L.O.R.) [%]:	80	Number of optical assemblies:	1
Beam angle [°]:	42°	LED current [mA]:	700

Polar

Imax=336 cd		Lux			
90°	180°	h	d	Em	E _{max}
		1	0.8	268	335
		2	1.5	67	84
		3	2.3	30	37
		4	3	17	21
$\alpha = 42^\circ$					

Isolux



UGR diagram

Corrected UGR values (at 200 lm bare lamp luminous flux)											
Reflect.:		viewed crosswise					viewed endwise				
ceiling		0.70	0.70	0.50	0.50	0.30	0.70	0.70	0.50	0.50	0.30
walls		0.50	0.30	0.50	0.30	0.30	0.50	0.30	0.50	0.30	0.30
work pl.		0.20	0.20	0.20	0.20	0.20	0.20	0.20	0.20	0.20	0.20
Room dim		viewed crosswise					viewed endwise				
x	y										
2H	2H	8.4	8.9	8.6	9.2	9.4	8.4	8.9	8.6	9.2	9.4
	3H	8.2	8.8	8.5	9.0	9.3	8.2	8.8	8.5	9.0	9.3
	4H	8.2	8.7	8.5	8.9	9.2	8.2	8.6	8.5	8.9	9.2
	6H	8.1	8.6	8.5	8.9	9.2	8.1	8.5	8.4	8.8	9.2
	8H	8.1	8.5	8.5	8.8	9.2	8.0	8.5	8.4	8.8	9.1
	12H	8.1	8.5	8.5	8.8	9.2	8.0	8.4	8.4	8.8	9.1
4H	2H	8.2	8.6	8.5	8.9	9.2	8.2	8.7	8.5	8.9	9.2
	3H	8.0	8.4	8.4	8.8	9.1	8.0	8.4	8.4	8.8	9.1
	4H	7.9	8.3	8.3	8.7	9.1	7.9	8.3	8.3	8.7	9.1
	6H	7.9	8.2	8.3	8.6	9.0	7.9	8.2	8.3	8.6	9.0
	8H	7.9	8.2	8.3	8.6	9.0	7.8	8.1	8.3	8.5	9.0
	12H	7.9	8.1	8.3	8.6	9.0	7.8	8.0	8.2	8.5	8.9
8H	4H	7.8	8.1	8.3	8.5	9.0	7.9	8.2	8.3	8.6	9.0
	6H	7.8	8.0	8.2	8.5	8.9	7.8	8.0	8.3	8.5	9.0
	8H	7.8	8.0	8.3	8.4	8.9	7.8	8.0	8.3	8.4	8.9
	12H	7.8	8.0	8.3	8.5	9.0	7.7	7.9	8.2	8.4	8.9
12H	4H	7.8	8.0	8.2	8.5	8.9	7.9	8.1	8.3	8.6	9.0
	6H	7.7	7.9	8.2	8.4	8.9	7.8	8.0	8.3	8.5	9.0
	8H	7.7	7.9	8.2	8.4	8.9	7.8	8.0	8.3	8.5	9.0
Variations with the observer position at spacing:											
S =		1.0H	0.7 / -8.9				0.7 / -8.9				
		1.5H	9.5 / -9.1				9.5 / -9.1				
		2.0H	11.5 / -9.3				11.5 / -9.3				