

Laser Blade XS

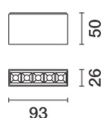

Design iGuzzini

iGuzzini

Last information update: May 2025

Product configuration: Q888

Q888: Ceiling-mounted LB XS Linear GL Pro - 5 cells - remote driver



Product code

Q888: Ceiling-mounted LB XS Linear GL Pro - 5 cells - remote driver

Technical description

Ceiling-mounted luminaire with 5 optic elements for LED lamps - fixed optics with metallised thermoplastic high definition Opti-Beam reflectors. Despite the ultracompact size of the product, the patented technology of the optic system guarantees an efficient luminous flux optimised by a special diffuser screen that reduces direct glare significantly. Extruded aluminium main body and technical dissipation unit - shaped steel fixing plate. Ballast not included, available with separate code.

Installation

Ceiling-mounted with surface fixing plate (screws and screw anchors not included) - external locking system.

Colour

White (01) | Black/white (F2)

Weight (Kg)

0.15

Mounting

ceiling surface

Wiring

Cables supplied with quick-coupling terminals for connecting to power supply line.

Complies with EN60598-1 and pertinent regulations



Technical data

lm system:	642	Colour temperature [K]:	3000
W system:	9.9	MacAdam Step:	2
lm source:	930	Life Time LED 1:	> 50,000h - L80 - B10 (Ta 25°C)
W source:	9.9	Lamp code:	LED
Luminous efficiency (lm/W, real value):	64.8	Number of lamps for optical assembly:	1
lm in emergency mode:	-	ZVEI Code:	LED
Total light flux at or above an angle of 90° [Lm]:	0	Number of optical assemblies:	1
Light Output Ratio (L.O.R.) [%]:	69	LED current [mA]:	700
CRI (minimum):	90		

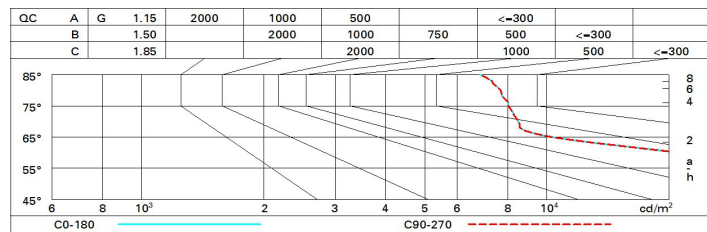
Polar

Imax=771 cd		CIE nL 0.69 88-98-100-100-69 UGR 22.0-21.9 DIN A.61 UTE 0.69A+0.00T F*1=877 F*1+F*2=981 F*1+F*2+F*3=997	Lux			
90°	180°		h	d	Em	Emax
			1	1	571	771
			2	2	143	193
			3	3.1	63	86
			4	4.1	36	48
α=54°						

Utilisation factors

R	77	75	73	71	55	53	33	00	DRR
K0.8	58	54	51	49	54	51	51	48	69
1.0	62	58	55	53	57	55	54	52	75
1.5	66	63	61	59	62	60	60	57	83
2.0	69	66	65	63	65	64	63	61	88
2.5	70	68	67	66	67	66	65	63	92
3.0	71	70	69	68	69	68	67	65	94
4.0	72	71	70	70	70	69	68	66	96
5.0	73	72	71	71	71	70	69	67	97

Luminance curve limit



UGR diagram

Corrected UGR values (at 930 lm bare lamp luminous flux)											
Reflect.: ceiling/cav walls work pl. Room dim x y		viewed crosswise					viewed endwise				
2H	2H	22.0	22.7	22.3	23.0	23.2	22.0	22.7	22.3	23.0	23.2
	3H	22.0	22.6	22.3	22.9	23.2	22.0	22.7	22.3	22.9	23.2
	4H	22.0	22.6	22.3	22.9	23.2	22.0	22.6	22.3	22.9	23.2
	6H	21.9	22.5	22.3	22.8	23.1	21.9	22.4	22.2	22.8	23.1
	8H	21.9	22.5	22.3	22.8	23.1	21.8	22.4	22.2	22.7	23.1
	12H	21.9	22.4	22.3	22.8	23.1	21.8	22.3	22.2	22.7	23.0
4H	2H	22.0	22.6	22.3	22.9	23.2	22.0	22.6	22.3	22.9	23.2
	3H	22.0	22.5	22.3	22.8	23.2	22.0	22.5	22.4	22.8	23.2
	4H	22.0	22.4	22.4	22.8	23.2	22.0	22.4	22.4	22.8	23.2
	6H	22.0	22.4	22.4	22.8	23.2	21.9	22.3	22.3	22.7	23.1
	8H	22.0	22.3	22.4	22.7	23.2	21.9	22.2	22.3	22.7	23.1
	12H	21.9	22.3	22.4	22.7	23.2	21.8	22.2	22.3	22.6	23.1
8H	4H	21.9	22.2	22.3	22.7	23.1	22.0	22.3	22.4	22.7	23.2
	6H	21.9	22.2	22.4	22.7	23.1	21.9	22.2	22.4	22.7	23.2
	8H	21.9	22.2	22.4	22.7	23.2	21.9	22.2	22.4	22.7	23.2
	12H	21.9	22.2	22.4	22.6	23.2	21.9	22.1	22.4	22.6	23.1
12H	4H	21.8	22.2	22.3	22.6	23.1	21.9	22.3	22.4	22.7	23.2
	6H	21.9	22.1	22.4	22.6	23.1	21.9	22.2	22.4	22.7	23.2
	8H	21.9	22.1	22.4	22.6	23.1	21.9	22.2	22.4	22.6	23.2
Variations with the observer position at spacing:											
S =		1.0H					2.4 / -2.2				
		1.5H					4.5 / -4.7				
		2.0H					6.3 / -6.0				