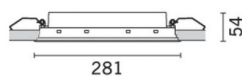



Design iGuzzini iGuzzini

Product configuration: Q939
Q939: Frame recessed luminaire - 10 cells - General Lighting Pro - DALI



Q939: Frame recessed luminaire - 10 cells - General Lighting Pro - DALI

Rectangular recessed luminaire with 10 optical elements for LED lamps - fixed optics with metallised thermoplastic high definition Opti-Beam reflectors, integrated in a set-back position in the anti-glare screen. Main body with die-cast aluminium radiant surface, version with perimeter surface frame. The total white finish and the patented technology of the optic system guarantee an even and efficient luminous flux optimised by a special diffuser screen that reduces direct glare significantly. Supplied with DALI dimmable electronic control gear connected to the luminaire.

Recessed with steel wire springs for false ceilings from 1 to 25 mm thick - preparation hole 37 x 274.


Colour
White (01)

Weight (Kg)
0.6

mounting
wall recessed/ceiling recessed

On control gear box with quick-coupling connections.

Complies with EN60598-1 and pertinent regulations



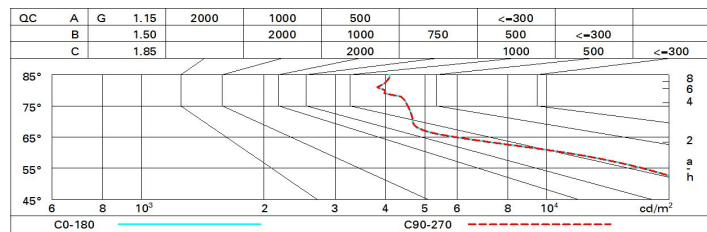
Im system:	1650	CRI (typical):	92
W system:	23.4	Colour temperature [K]:	3000
Im source:	2200	MacAdam Step:	3
W source:	20	Life Time LED 1:	> 50,000h - L90 - B10 (Ta 25°C)
Luminous efficiency (lm/W, real value):	70.5	Lamp code:	LED
Im in emergency mode:	-	Number of lamps for optical assembly:	1
Total light flux at or above an angle of 90° [Lm]:	0	ZVEI Code:	LED
Light Output Ratio (L.O.R.) [%]:	75	Number of optical assemblies:	1
CRI (minimum):	90	Control:	DALI-2

	Imax=2352 cd CIE nL 0.75 88-98-100-100-75 UGR 19.0-18.9 DIN A.61 UTE 0.75A+0.00T F*1=881 F*1+F*2=980 F*1+F*2+F*3=996	Lux		
	h	d	Em	Emax
	2	1.8	456	588
	4	3.6	114	147
	6	5.3	51	65
8	7.1	28	37	

Utilisation factors

R	77	75	73	71	55	53	33	00	DRR
K0.8	64	59	56	54	58	56	55	52	70
1.0	67	63	60	58	62	60	59	56	75
1.5	72	69	66	64	68	66	65	62	83
2.0	75	72	70	69	71	70	69	66	88
2.5	76	74	73	72	73	72	71	69	92
3.0	77	76	75	74	75	74	73	71	94
4.0	79	77	77	76	76	75	74	72	96
5.0	79	78	78	77	77	76	75	73	97

Luminance curve limit



UGR diagram

Corrected UGR values (at 2200 lm bare lamp luminous flux)											
Reflect.: ceiling/cav walls work pl. Room dim x y		0.70	0.70	0.50	0.50	0.30	0.70	0.70	0.50	0.50	0.30
		0.50	0.30	0.50	0.30	0.30	0.50	0.30	0.50	0.30	0.30
		0.20	0.20	0.20	0.20	0.20	0.20	0.20	0.20	0.20	0.20
		viewed crosswise					viewed endwise				
2H	2H	18.9	19.6	19.2	19.8	20.0	18.9	19.6	19.2	19.8	20.0
	3H	18.9	19.5	19.2	19.8	20.1	18.9	19.5	19.2	19.8	20.1
	4H	18.9	19.5	19.2	19.8	20.1	18.9	19.5	19.2	19.7	20.0
	6H	18.9	19.4	19.3	19.8	20.1	18.8	19.3	19.2	19.7	20.0
	8H	18.9	19.4	19.3	19.7	20.1	18.8	19.3	19.2	19.6	20.0
	12H	18.9	19.4	19.3	19.7	20.1	18.7	19.2	19.1	19.6	19.9
4H	2H	18.9	19.5	19.2	19.7	20.0	18.9	19.5	19.2	19.8	20.1
	3H	18.9	19.4	19.3	19.8	20.1	19.0	19.5	19.4	19.8	20.2
	4H	19.0	19.4	19.4	19.8	20.2	19.0	19.4	19.4	19.8	20.2
	6H	19.0	19.4	19.5	19.8	20.2	19.0	19.3	19.4	19.7	20.2
	8H	19.0	19.4	19.5	19.8	20.2	18.9	19.3	19.4	19.7	20.1
	12H	19.0	19.3	19.5	19.8	20.2	18.9	19.2	19.4	19.6	20.1
8H	4H	18.9	19.3	19.4	19.7	20.1	19.0	19.4	19.5	19.8	20.2
	6H	19.0	19.3	19.5	19.7	20.2	19.0	19.3	19.5	19.8	20.2
	8H	19.0	19.3	19.5	19.7	20.2	19.0	19.3	19.5	19.7	20.2
	12H	19.1	19.3	19.6	19.8	20.3	19.0	19.2	19.5	19.7	20.2
12H	4H	18.9	19.2	19.4	19.6	20.1	19.0	19.3	19.5	19.8	20.2
	6H	19.0	19.2	19.5	19.7	20.2	19.1	19.3	19.5	19.8	20.3
	8H	19.0	19.2	19.5	19.7	20.2	19.1	19.3	19.6	19.8	20.3
Variations with the observer position at spacing:											
S =	1.0H	1.4 / -1.5					1.4 / -1.5				
	1.5H	3.1 / -3.7					3.1 / -3.7				
	2.0H	4.8 / -4.9					4.8 / -4.9				