

Laser Blade


Design iGuzzini

iGuzzini

Last information update: May 2025

Product configuration: Q943

Q943: Frame recessed luminaire - 15 cells - General Lighting Pro - DALI



Product code

Q943: Frame recessed luminaire - 15 cells - General Lighting Pro - DALI

Technical description

Rectangular recessed luminaire with 15 optical elements for LED lamps - fixed optics with metallised thermoplastic high definition Opti-Beam reflectors, integrated in a set-back position in the anti-glare screen. Main body with die-cast aluminium radiant surface, version with perimeter surface frame. The total white finish and the patented technology of the optic system guarantee an even and efficient luminous flux optimised by a special diffuser screen that reduces direct glare significantly. Supplied with DALI dimmable electronic control gear connected to the luminaire. High colour rendering LED.

Installation

Recessed with steel wire springs for false ceilings from 1 to 25 mm thick - preparation hole 37 x 406.

Colour

White (01)

Weight (Kg)

0.86

Mounting

wall recessed/ceiling recessed

Wiring

On control gear box with quick-coupling connections.

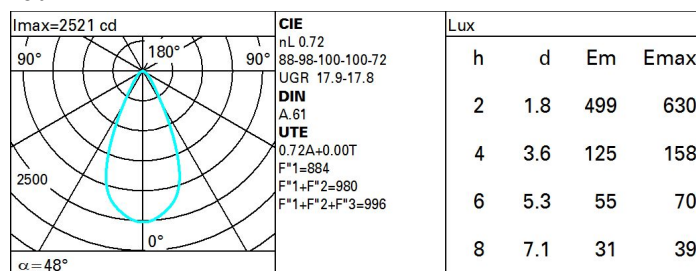
Complies with EN60598-1 and pertinent regulations



Technical data

Im system:	1836	CRI (typical):	97
W system:	35	Colour temperature [K]:	2700
Im source:	2550	MacAdam Step:	3
W source:	31	Life Time LED 1:	50,000h - L90 - B10 (Ta 25°C)
Luminous efficiency (Im/W, real value):	52.5	Lamp code:	LED
Im in emergency mode:	-	Number of lamps for optical assembly:	1
Total light flux at or above an angle of 90° [Lm]:	0	ZVEI Code:	LED
Light Output Ratio (L.O.R.) [%]:	72	Number of optical assemblies:	1
CRI (minimum):	95	Control:	DALI-2

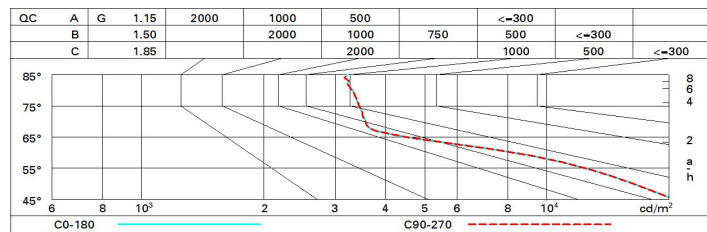
Polar



Utilisation factors

R	77	75	73	71	55	53	33	00	DRR
K0.8	61	57	54	52	56	53	53	50	70
1.0	65	61	58	56	60	57	57	54	75
1.5	69	66	64	62	65	63	62	60	83
2.0	72	69	68	66	68	67	66	64	88
2.5	73	72	70	69	70	69	68	66	92
3.0	74	73	72	71	72	71	70	68	94
4.0	75	74	74	73	73	72	71	69	96
5.0	76	75	74	74	74	73	72	70	97

Luminance curve limit



UGR diagram

Corrected UGR values (at 2550 lm bare lamp luminous flux)											
Reflect.: ceiling/cav walls work pl. Room dim x y		0.70	0.70	0.50	0.50	0.30	0.70	0.70	0.50	0.50	0.30
		0.50	0.30	0.50	0.30	0.30	0.50	0.30	0.50	0.30	0.30
		0.20	0.20	0.20	0.20	0.20	0.20	0.20	0.20	0.20	0.20
		viewed crosswise					viewed endwise				
2H	2H	17.7	18.4	18.0	18.6	18.8	17.7	18.4	18.0	18.6	18.8
	3H	17.7	18.3	18.0	18.6	18.9	17.7	18.4	18.1	18.6	18.9
	4H	17.7	18.3	18.1	18.6	18.9	17.7	18.3	18.0	18.6	18.9
	6H	17.8	18.3	18.1	18.6	18.9	17.6	18.2	18.0	18.5	18.8
	8H	17.8	18.3	18.1	18.6	18.9	17.6	18.1	18.0	18.4	18.8
	12H	17.8	18.2	18.1	18.6	18.9	17.6	18.1	17.9	18.4	18.7
4H	2H	17.7	18.3	18.0	18.6	18.9	17.7	18.3	18.1	18.6	18.9
	3H	17.8	18.3	18.2	18.6	19.0	17.9	18.3	18.2	18.7	19.0
	4H	17.8	18.3	18.2	18.6	19.0	17.8	18.3	18.2	18.6	19.0
	6H	17.9	18.3	18.3	18.7	19.1	17.8	18.2	18.2	18.6	19.0
	8H	17.9	18.3	18.4	18.7	19.1	17.8	18.1	18.2	18.6	19.0
	12H	17.9	18.2	18.4	18.7	19.1	17.8	18.1	18.2	18.5	19.0
8H	4H	17.8	18.1	18.2	18.6	19.0	17.9	18.3	18.4	18.7	19.1
	6H	17.9	18.2	18.4	18.6	19.1	18.0	18.2	18.4	18.7	19.2
	8H	18.0	18.2	18.4	18.7	19.2	18.0	18.2	18.4	18.7	19.2
	12H	18.0	18.2	18.5	18.7	19.2	18.0	18.2	18.5	18.6	19.2
12H	4H	17.8	18.1	18.2	18.5	19.0	17.9	18.2	18.4	18.7	19.1
	6H	17.9	18.1	18.4	18.6	19.1	18.0	18.2	18.5	18.7	19.2
	8H	18.0	18.2	18.5	18.6	19.2	18.0	18.2	18.5	18.7	19.2
Variations with the observer position at spacing:											
S =	1.0H	1.5 / -1.5					1.5 / -1.5				
	1.5H	3.1 / -3.4					3.1 / -3.4				
	2.0H	4.9 / -4.6					4.9 / -4.6				