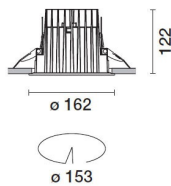


Last information update: April 2025

Product configuration: Q975

Q975: Fixed circular recessed luminaire - Ø153 mm - warm white - wide flood optic - UGR<19

**Product code**

Q975: Fixed circular recessed luminaire - Ø153 mm - warm white - wide flood optic - UGR<19

Technical description

Fixed round luminaire designed to use a LED lamp with C.O.B. technology. Version with rim for surface-mounting. Reflector vacuum-metallised with aluminium vapours with an anti-scratch protective layer. Die-cast aluminium body and passive dissipation system. Product complete with LED lamp in warm white colour tone CRI 90 (2700K). General light emission, with controlled luminance $UGR < 19$ 1500 cd/m^2 $\alpha > 65^\circ$ wide flood optic.

Installation

Recessed using torsion springs which allow easy installation in false ceilings with thickness ranging from 1 mm to 25 mm.

Weight (Kg)

1.22

Mounting

ceiling recessed

Wiring

product complete with DALI components

Notes

TPb rated

Complies with EN60598-1 and pertinent regulations

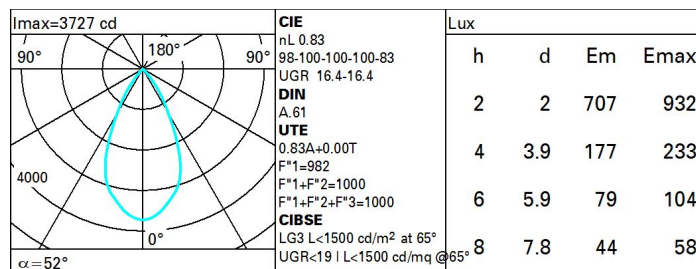


IP20

IP54

**Technical data**

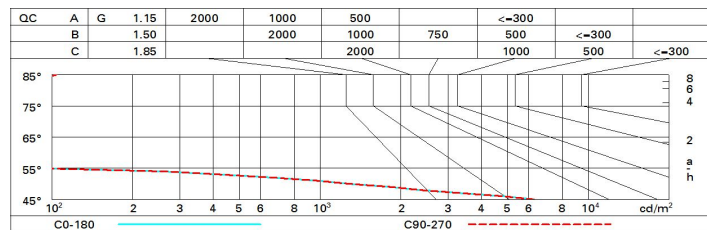
Im system:	2654	CRI (minimum):	90
W system:	31.2	Colour temperature [K]:	2700
Im source:	3200	MacAdam Step:	2
W source:	28	Life Time LED 1:	> 50,000h - L90 - B10 (Ta 25°C)
Luminous efficiency (Im/W, real value):	85.1	Lamp code:	LED
Im in emergency mode:	-	Number of lamps for optical assembly:	1
Total light flux at or above an angle of 90° [Lm]:	0	ZVEI Code:	LED
Light Output Ratio (L.O.R.) [%]:	83	Number of optical assemblies:	1
Beam angle [°]:	52°	Control:	DALI

Polar

Utilisation factors

R	77	75	73	71	55	53	33	00	DRR
K0.8	74	70	68	65	70	67	67	64	77
1.0	78	74	72	70	73	71	71	68	82
1.5	82	79	77	75	78	76	75	73	88
2.0	84	82	81	79	81	80	79	77	92
2.5	86	84	83	82	83	82	81	79	95
3.0	87	86	85	84	85	84	83	81	97
4.0	88	87	87	86	86	85	84	82	99
5.0	89	88	87	87	87	86	85	83	100

Luminance curve limit



UGR diagram

Corrected UGR values (at 3200 lm bare lamp luminous flux)											
Reflect.: ceiling walls work pl. Room dim x y		viewed crosswise					viewed endwise				
		0.70	0.70	0.50	0.50	0.30	0.70	0.70	0.50	0.50	0.30
		0.50	0.30	0.50	0.30	0.30	0.50	0.30	0.50	0.30	0.30
		0.20	0.20	0.20	0.20	0.20	0.20	0.20	0.20	0.20	0.20
2H	2H	17.0	17.6	17.3	17.9	18.1	17.0	17.6	17.3	17.9	18.1
	3H	16.9	17.4	17.2	17.7	18.0	16.9	17.4	17.2	17.7	18.0
	4H	16.8	17.3	17.1	17.6	17.9	16.8	17.3	17.1	17.6	17.9
	6H	16.7	17.2	17.1	17.5	17.8	16.7	17.2	17.1	17.5	17.8
	8H	16.7	17.1	17.1	17.5	17.8	16.7	17.1	17.1	17.5	17.8
	12H	16.7	17.1	17.0	17.4	17.8	16.7	17.1	17.0	17.4	17.8
4H	2H	16.8	17.3	17.1	17.6	17.9	16.8	17.3	17.1	17.6	17.9
	3H	16.7	17.1	17.0	17.4	17.8	16.7	17.1	17.0	17.4	17.8
	4H	16.6	16.9	17.0	17.3	17.7	16.6	16.9	17.0	17.3	17.7
	6H	16.5	16.8	16.9	17.2	17.6	16.5	16.8	16.9	17.2	17.6
	8H	16.4	16.7	16.9	17.1	17.6	16.4	16.7	16.9	17.1	17.6
	12H	16.4	16.7	16.8	17.1	17.5	16.4	16.7	16.8	17.1	17.5
8H	4H	16.4	16.7	16.9	17.1	17.6	16.4	16.7	16.9	17.1	17.6
	6H	16.3	16.6	16.8	17.0	17.5	16.3	16.6	16.8	17.0	17.5
	8H	16.3	16.5	16.8	17.0	17.5	16.3	16.5	16.8	17.0	17.5
	12H	16.2	16.4	16.7	16.9	17.4	16.2	16.4	16.7	16.9	17.4
12H	4H	16.4	16.7	16.8	17.1	17.5	16.4	16.7	16.8	17.1	17.5
	6H	16.3	16.5	16.8	17.0	17.5	16.3	16.5	16.8	17.0	17.5
	8H	16.2	16.4	16.7	16.9	17.4	16.2	16.4	16.7	16.9	17.4
Variations with the observer position at spacing:											
S =	1.0H	5.1 / -29.8					5.1 / -29.8				
	1.5H	7.9 / -30.2					7.9 / -30.2				
	2.0H	9.9 / -30.4					9.9 / -30.4				