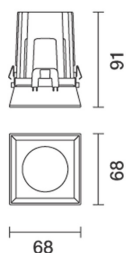


Last information update: May 2025

Product configuration: QA76.01

QA76.01: Fixed square recessed luminaire - Minimal - wide flood - Super Comfort - 10W 1029.6lm - 3000K - CRI 90 - White

**Product code**

QA76.01: Fixed square recessed luminaire - Minimal - wide flood - Super Comfort - 10W 1029.6lm - 3000K - CRI 90 - White

Technical description

Square Minimal recessed luminaire (frameless). Super Comfort fixed version: the LEDs are set a long way back to minimize glare and guarantee a high level of visual comfort. The main body is made of die-cast aluminium with a radiant surface that guarantees optimum heat dissipation. Metallised, thermoplastic, high definition reflector. Die-cast aluminium structure designed for flush with ceiling installation - a specific adapter with a separate code is available for false ceilings. This is indispensable for installing recessed luminaires. The internal deflector is made of thermoplastic available in a range of painted and metallised finishes. Safety glass included LED lamp with high color rendering index. Power unit available with a separate code no.

Installation

The luminaire is recessed in the adapter (QA83) by means of an anti-fall steel wire spring, previously installed on the ceiling that can be between 12.5 and 25 mm thick. A special steel spring required to extract the main body of the adapter after it has been installed is included in the package.

Colour

White (01)

Weight (Kg)

0.24

Mounting

ceiling recessed

Wiring

Direct current ballasts are available with a separate code no.: ON-OFF / 1-10V dimmable / DALI dimmable / Trailing Edge dimmable - the recessed fitting includes a cable and a quick-coupling connector to connect it to the connector on the ballast.

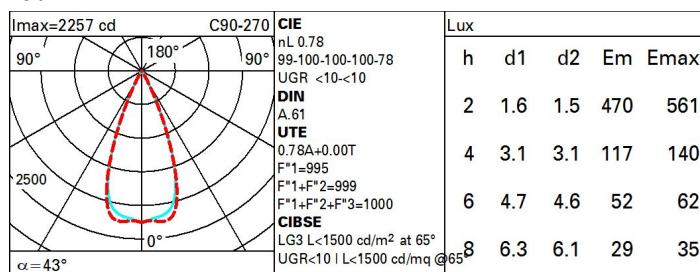
Notes

A wide range of decorative accessories and diffusers is available.

Complies with EN60598-1 and pertinent regulations

**Technical data**

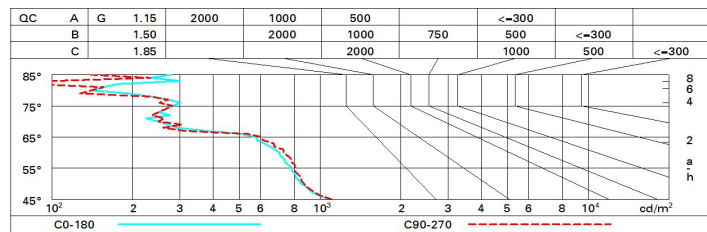
lm system:	1030	Rf (Colour Fidelity Index):	92
W system:	10	Rg (Gamut Index):	99
lm source:	1320	Colour temperature [K]:	3000
W source:	10	MacAdam Step:	2
Luminous efficiency (lm/W, real value):	103	Life Time LED 1:	> 50,000h - L90 - B10 (Ta 25°C)
lm in emergency mode:	-	Lamp code:	LED
Total light flux at or above an angle of 90° [Lm]:	0	Number of lamps for optical assembly:	1
Light Output Ratio (L.O.R.) [%]:	78	ZVEI Code:	LED
Beam angle [°]:	42°	Number of optical assemblies:	1
CRI (minimum):	90	LED current [mA]:	300

Polar

Utilisation factors

R	77	75	73	71	55	53	33	00	DRR
K0.8	70	67	64	62	66	64	63	61	78
1.0	73	70	68	66	69	67	67	64	83
1.5	77	75	73	71	74	72	71	69	88
2.0	79	78	76	75	77	75	74	72	93
2.5	81	80	79	78	78	77	77	75	96
3.0	82	81	80	79	80	79	78	76	98
4.0	83	82	82	81	81	80	79	77	99
5.0	83	83	82	82	82	81	80	78	100

Luminance curve limit



UGR diagram

Corrected UGR values (at 1320 lm bare lamp luminous flux)											
Reflect.: ceiling/cav walls work pl. Room dim x y		viewed crosswise					viewed endwise				
2H	2H	2.1	2.7	2.4	2.9	3.1	2.4	2.9	2.6	3.1	3.4
	3H	2.1	2.6	2.4	2.9	3.1	2.3	2.8	2.6	3.1	3.4
	4H	2.1	2.5	2.4	2.8	3.1	2.3	2.8	2.6	3.1	3.4
	6H	2.0	2.4	2.4	2.8	3.1	2.2	2.7	2.6	3.0	3.3
	8H	2.0	2.4	2.3	2.7	3.1	2.2	2.6	2.6	2.9	3.3
	12H	2.0	2.4	2.3	2.7	3.0	2.2	2.6	2.5	2.9	3.2
4H	2H	2.1	2.5	2.4	2.8	3.1	2.3	2.8	2.6	3.1	3.4
	3H	2.1	2.5	2.4	2.8	3.2	2.3	2.7	2.7	3.0	3.4
	4H	2.0	2.4	2.4	2.8	3.1	2.3	2.6	2.7	3.0	3.4
	6H	2.0	2.3	2.4	2.7	3.1	2.2	2.5	2.6	2.9	3.3
	8H	2.0	2.2	2.4	2.7	3.1	2.2	2.5	2.6	2.9	3.3
	12H	1.9	2.2	2.4	2.6	3.1	2.1	2.4	2.6	2.8	3.3
8H	4H	1.9	2.2	2.4	2.6	3.1	2.2	2.5	2.6	2.9	3.3
	6H	1.9	2.1	2.4	2.6	3.0	2.1	2.4	2.6	2.8	3.3
	8H	1.9	2.1	2.3	2.5	3.0	2.1	2.3	2.6	2.7	3.2
	12H	1.8	2.0	2.3	2.5	3.0	2.0	2.2	2.5	2.7	3.2
12H	4H	1.9	2.1	2.3	2.6	3.0	2.1	2.4	2.6	2.8	3.3
	6H	1.8	2.0	2.3	2.5	3.0	2.1	2.3	2.6	2.8	3.3
	8H	1.8	2.0	2.3	2.5	3.0	2.1	2.2	2.6	2.7	3.2
Variations with the observer position at spacing:											
S =		1.0H					5.6 / -4.9				
		1.5H					8.3 / -5.1				
		2.0H					10.3 / -7.3				