

Last information update: November 2024

Product configuration: QC01+QZ95.01

QC01: Down plate - DALI - Working UGR < 19 - LED Warm - L 896

QZ95.01: Module for continuous line - Frame Down - UGR < 19 / Office / Working - L 898 - TP(a) - White

Product code

QC01: Down plate - DALI - Working UGR < 19 - LED Warm - L 896

Technical description

LED module set up for housing in initial or intermediate system profiles. High efficiency down emission for Working profiles (with a controlled luminance micro-prismatic screen). DALI dimmable control gear integrated in the luminaire. Extruded aluminium heat sink; high emission yield flux enhancer. Warm 3000K LED

Installation

Module insertion on profiles facilitated by a quick coupling system.

Colour

Indeterminate (00)

Weight (Kg)

0.99

Wiring

Quick coupling terminal block connection to simplify connections between the subsequent modules. Complete with integrated dimmable digital DALI control gear.

Complies with EN60598-1 and pertinent regulations



Product code

QZ95.01: Module for continuous line - Frame Down - UGR < 19 / Office / Working - L 898 - TP(a) - White

Technical description

Extruded aluminium intermediate profile - Frame version with contact frame; this allows continuous lines to be created with other intermediate profiles and an initial profile (required). Polycarbonate screen for controlled luminance emission UGR < 19 - 3000 cd/m2 (working lighting) in compliance with the TP(a) standard; screen set up for overlapping connections of different lengths.

Installation

Recessed using the brackets on the profile; the mechanical systems for connecting the modules are included in the package.

Colour

White (01)

Weight (Kg)

1.86

Mounting

ceiling recessed

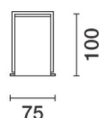
Wiring

Set up to house the LED modules required by the system.

Notes

Take care with the system configuration. To make continuous lines of lighting, use the intermediate modules. To complete a continuous line correctly there must always be an initial module at the start or end of the composition.

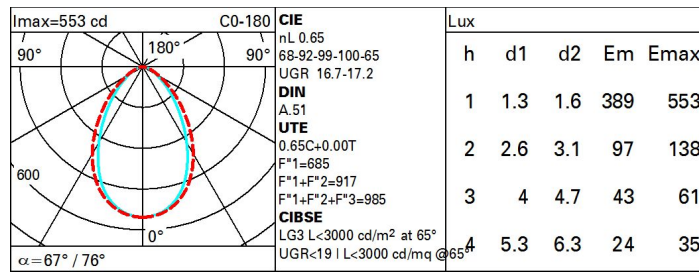
Complies with EN60598-1 and pertinent regulations



Technical data

Im system:	845	Lamp code:	LED
W system:	6.8	Number of lamps for optical assembly:	1
Im source:	1300	ZVEI Code:	LED
W source:	6.8	Number of optical assemblies:	1
Luminous efficiency (Im/W, real value):	124.3	Power factor:	See installation instructions
Im in emergency mode:	-	Inrush current:	18 A / 250 µs
Total light flux at or above an angle of 90° [Lm]:	0	Maximum number of luminaires of this type per miniature circuit breaker:	B10A: 21 luminaires B16A: 34 luminaires C10A: 35 luminaires C16A: 57 luminaires
Light Output Ratio (L.O.R.) [%]:	65	Minimum dimming %:	1
CRI (minimum):	80	Overvoltage protection:	2kV Common mode & 1kV Differential mode
Colour temperature [K]:	3000	Control:	DALI-2
MacAdam Step:	3		

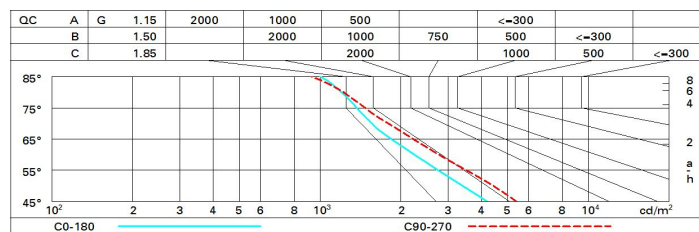
Polar



Utilisation factors

R	77	75	73	71	55	53	33	00	DRR
K0.8	49	44	40	37	43	40	39	36	55
1.0	53	48	45	42	47	44	44	40	62
1.5	59	55	52	49	54	51	50	47	73
2.0	62	59	56	54	58	55	55	52	80
2.5	64	61	59	57	60	58	57	55	84
3.0	65	63	61	60	62	60	59	57	87
4.0	66	65	63	62	63	62	61	59	90
5.0	67	66	64	64	64	63	62	60	92

Luminance curve limit



UGR diagram

Corrected UGR values (at 1300 lm bare lamp luminous flux)												
Reflect.: ceiling/cav walls work pl. Room dim x y		0.70	0.70	0.50	0.50	0.30	0.70	0.70	0.50	0.50	0.30	0.30
		0.50	0.30	0.50	0.30	0.30	0.50	0.30	0.50	0.30	0.30	0.30
		0.20	0.20	0.20	0.20	0.20	0.20	0.20	0.20	0.20	0.20	0.20
		viewed crosswise					viewed endwise					
2H	2H	15.0	16.0	15.3	16.2	16.5	16.1	17.1	16.4	17.3	17.6	17.6
	3H	15.6	16.4	15.9	16.7	17.0	16.3	17.1	16.6	17.4	17.7	17.7
	4H	15.8	16.6	16.1	16.9	17.2	16.3	17.1	16.7	17.4	17.7	17.7
	6H	15.9	16.7	16.3	17.0	17.3	16.3	17.0	16.6	17.3	17.7	17.7
	8H	16.0	16.7	16.4	17.0	17.4	16.2	16.9	16.6	17.3	17.6	17.6
	12H	16.0	16.7	16.4	17.0	17.4	16.2	16.9	16.6	17.2	17.6	17.6
4H	2H	15.4	16.2	15.7	16.5	16.8	16.8	17.6	17.2	17.9	18.2	18.2
	3H	16.1	16.7	16.4	17.1	17.4	17.1	17.8	17.5	18.1	18.5	18.5
	4H	16.3	16.9	16.8	17.3	17.7	17.2	17.8	17.6	18.2	18.6	18.6
	6H	16.6	17.1	17.0	17.5	17.9	17.2	17.8	17.7	18.2	18.6	18.6
	8H	16.7	17.1	17.1	17.6	18.0	17.2	17.7	17.7	18.1	18.6	18.6
	12H	16.7	17.1	17.2	17.6	18.0	17.2	17.7	17.7	18.1	18.5	18.5
8H	4H	16.4	16.9	16.9	17.3	17.8	17.4	17.9	17.9	18.3	18.8	18.8
	6H	16.8	17.2	17.2	17.6	18.1	17.6	18.0	18.0	18.4	18.9	18.9
	8H	16.9	17.2	17.4	17.7	18.2	17.6	18.0	18.1	18.4	18.9	18.9
	12H	17.0	17.3	17.5	17.8	18.3	17.6	17.9	18.1	18.4	18.9	18.9
12H	4H	16.4	16.8	16.9	17.3	17.7	17.5	17.9	17.9	18.3	18.8	18.8
	6H	16.8	17.1	17.3	17.6	18.1	17.6	18.0	18.1	18.4	18.9	18.9
	8H	16.9	17.2	17.4	17.7	18.2	17.7	18.0	18.2	18.5	19.0	19.0
Variations with the observer position at spacing:												
S =		1.0H	0.5 / -0.6		0.3 / -0.6							
		1.5H	0.7 / -1.4		1.0 / -1.4							
		2.0H	1.6 / -1.9		2.1 / -2.0							