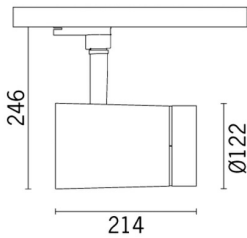


Last information update: April 2025

Product configuration: QG72

QG72: Warm white medium body spotlight - DALI ballast - flood optic

**Product code**

QG72: Warm white medium body spotlight - DALI ballast - flood optic

Technical description

Adjustable spotlight with adapter for installation on DALI track for high output LED lamp with monochrome emission in a warm White (3,000K) tone. DALI ballast integrated in the product. Luminaire made of die-cast aluminium and thermoplastic material, allows 360° rotation about the vertical axis and 90° tilting relative to the horizontal plane. The luminaire has mechanical aiming locks for both movements, operated using the same tool on two screws, one at the side of the rod and one on the adapter for the track. Passive heat dissipation. Reflector in superpure mirrored aluminium with special faceting that improves the distribution of the light beam (OPTIBEAM). Spotlight can hold up to two flat accessories at the same time. Another external component can also be applied, selected from directional flaps and an anti-glare screen. All external accessories rotate 360° about the spotlight longitudinal axis.

Installation

On a DALI electrified track

Colour

White (01) | Black (04)

Weight (Kg)

2.1

Mounting

dali track|wall surface|ceiling surface

Wiring

DALI components housed in the luminaire

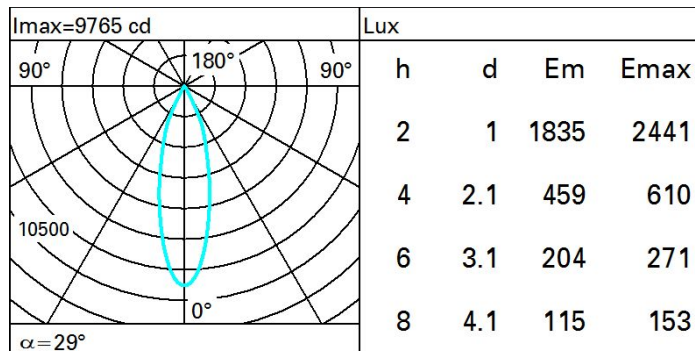
Sistemi di controllo compatibili:

Quick BLE [↗](#)
Quick DALI - Touch display 7" [↗](#)
Quick DALI LMS Quick [↗](#)
Master Pro Evo KNX [↗](#)

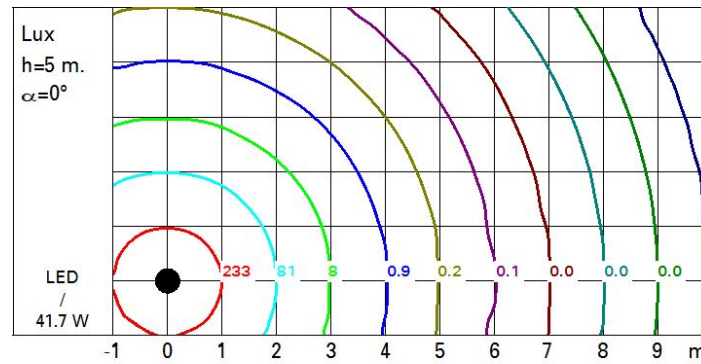
Complies with EN60598-1 and pertinent regulations

**Technical data**

Im system:	2925	CRI (minimum):	97
W system:	41.7	Colour temperature [K]:	3000
Im source:	3750	MacAdam Step:	2
W source:	36	Life Time LED 1:	> 50,000h - L90 - B10 (Ta 25°C)
Luminous efficiency (Im/W, real value):	70.1	Lamp code:	LED
Im in emergency mode:	-	Number of lamps for optical assembly:	1
Total light flux at or above an angle of 90° [Lm]:	0	ZVEI Code:	LED
Light Output Ratio (L.O.R.) [%]:	78	Number of optical assemblies:	1
Beam angle [°]:	30°	Control:	DALI-2

Polar

Isolux



UGR diagram

Corrected UGR values (at 3750 lm bare lamp luminous flux)											
Reflect.:		viewed crosswise					viewed endwise				
ceiling		0.70	0.70	0.50	0.50	0.30	0.70	0.70	0.50	0.50	0.30
walls		0.50	0.30	0.50	0.30	0.30	0.50	0.30	0.50	0.30	0.30
work pl.		0.20	0.20	0.20	0.20	0.20	0.20	0.20	0.20	0.20	0.20
Room dim		viewed crosswise					viewed endwise				
x	y										
2H	2H	0.5	7.0	0.8	7.3	7.5	0.5	7.0	0.8	7.3	7.5
	3H	0.4	0.9	0.7	7.1	7.4	0.4	0.9	0.7	7.1	7.4
	4H	0.3	0.8	0.6	7.1	7.4	0.3	0.8	0.6	7.1	7.4
	6H	0.2	0.7	0.6	7.0	7.3	0.2	0.7	0.6	7.0	7.3
	8H	0.2	0.6	0.6	6.9	7.3	0.2	0.6	0.6	6.9	7.3
	12H	0.2	0.6	0.5	6.9	7.2	0.2	0.6	0.5	6.9	7.2
4H	2H	0.3	0.8	0.6	7.1	7.4	0.3	0.8	0.6	7.1	7.4
	3H	0.2	0.6	0.6	6.9	7.3	0.2	0.6	0.6	6.9	7.3
	4H	0.1	0.5	0.5	6.8	7.2	0.1	0.5	0.5	6.8	7.2
	6H	0.0	0.3	0.4	6.7	7.1	0.0	0.3	0.5	6.7	7.1
	8H	0.0	0.3	0.4	6.7	7.1	0.0	0.3	0.4	6.7	7.1
	12H	5.9	0.2	0.4	6.6	7.1	5.9	0.2	0.4	6.6	7.1
8H	4H	6.0	0.3	0.4	6.7	7.1	6.0	0.3	0.4	6.7	7.1
	6H	5.9	0.1	0.4	6.6	7.0	5.9	0.1	0.4	6.6	7.0
	8H	5.8	0.0	0.3	6.5	7.0	5.8	0.0	0.3	6.5	7.0
	12H	5.8	5.9	0.3	6.4	7.0	5.8	5.9	0.3	6.4	7.0
12H	4H	5.9	0.2	0.4	6.6	7.1	5.9	0.2	0.4	6.6	7.1
	6H	5.8	0.0	0.3	6.5	7.0	5.8	0.0	0.3	6.5	7.0
	8H	5.8	5.9	0.3	6.4	7.0	5.8	5.9	0.3	6.4	7.0
Variations with the observer position at spacing:											
S =		1.0H	5.8 / -9.5				5.8 / -9.5				
		1.5H	8.6 / -11.8				8.6 / -11.8				
		2.0H	10.6 / -13.0				10.6 / -13.0				