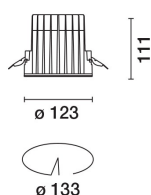


Last information update: May 2025

Product configuration: QM72.Y+PA55.01

QM72.Y: Minimal fixed recessed luminaire Ø 125 mm - Wide Flood beam - UGR < 19 - DALI

PA55.01: Minimal flange - For recessed ø 125 mm version - White

**Product code**QM72.Y: Minimal fixed recessed luminaire Ø 125 mm - Wide Flood beam - UGR < 19 - DALI **Attention! Code no longer in production****Technical description**

Fixed round recessed luminaire for C.o.B. LED lamp. UGR<19 controlled luminance light emission. Version without rim for mounting flush with ceiling. Die-cast aluminium recessed structure for installation in a specific adapter with a separate code is available for false ceilings. This is indispensable for installing recessed luminaires. Reflector vacuum-metallised with aluminium vapours and finished with a protective anti-scratch layer and anti-fall retaining system. DALI dimmable control gear unit included.

Installation

The luminaire is recessed in the adapter (PA55) by means of a steel wire spring, previously installed on the ceiling. A spring lock / unlock system simplifies installation and eventual maintenance operations.

Colour

Aluminium (12)

Weight (Kg)

0.95

Mounting

ceiling recessed

Wiring

Power line connections can be made on control gear terminal board included.

Notes

TPb rated

Complies with EN60598-1 and pertinent regulations



IP20

IP43

On the visible part of the product once installed

**Accessory code**PA55.01: Minimal flange - For recessed ø 125 mm version - White **Attention! Code no longer in production****Technical description**

Adapter for plasterboard false ceilings and rapid flush with ceiling installations, specifically for fixed and wall washer Reflex recessed luminaires. Made of plastic with a border for limiting plaster and holes for installation with screws and anchors suitable for plasterboard (included). Fastening the adapter to the installation surface does not require predefined panel thicknesses.

Installation

Preparation hole Ø 133 mm. Fastening the perforated perimeter rim to the installation surface (fixing screws included) - subsequent operations including filling, smoothing to the reference border and finishing - final insertion of the recessed luminaire (separate code) in the adapter.

Colour

White (01)

Weight (Kg)

0.06

Mounting

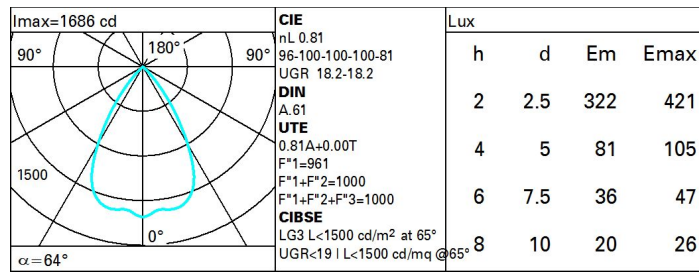
ceiling recessed

Complies with EN60598-1 and pertinent regulations

Technical data

| | | | |
|--|------|---------------------------------------|---------------------------------|
| Im system: | 1700 | CRI (minimum): | 90 |
| W system: | 19.1 | Colour temperature [K]: | 2700 |
| Im source: | 2100 | MacAdam Step: | 2 |
| W source: | 17 | Life Time LED 1: | > 50,000h - L90 - B10 (Ta 25°C) |
| Luminous efficiency (Im/W, real value): | 89 | Lamp code: | LED |
| Im in emergency mode: | - | Number of lamps for optical assembly: | 1 |
| Total light flux at or above an angle of 90° [Lm]: | 0 | ZVEI Code: | LED |
| Light Output Ratio (L.O.R.) [%]: | 81 | Number of optical assemblies: | 1 |
| Beam angle [°]: | 64° | Control: | DALI-2 |

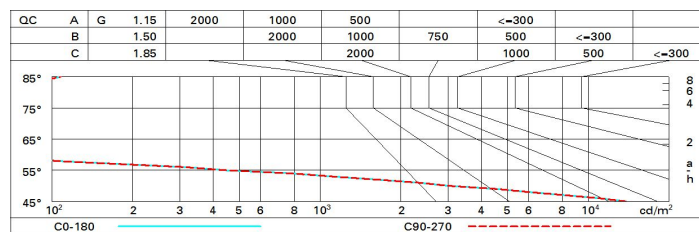
Polar



Utilisation factors

| R | 77 | 75 | 73 | 71 | 55 | 53 | 33 | 00 | DRR |
|------|----|----|----|----|----|----|----|----|-----|
| K0.8 | 72 | 68 | 65 | 63 | 67 | 64 | 64 | 61 | 76 |
| 1.0 | 75 | 72 | 69 | 67 | 71 | 68 | 68 | 65 | 81 |
| 1.5 | 79 | 77 | 74 | 73 | 76 | 74 | 73 | 70 | 87 |
| 2.0 | 82 | 80 | 78 | 77 | 79 | 77 | 77 | 74 | 92 |
| 2.5 | 84 | 82 | 81 | 80 | 81 | 80 | 79 | 77 | 95 |
| 3.0 | 85 | 84 | 83 | 82 | 82 | 81 | 80 | 78 | 97 |
| 4.0 | 86 | 85 | 84 | 84 | 83 | 83 | 82 | 80 | 98 |
| 5.0 | 86 | 86 | 85 | 85 | 84 | 84 | 82 | 80 | 99 |

Luminance curve limit



UGR diagram

| Corrected UGR values (at 2100 lm bare lamp luminous flux) | | | | | | | | | | | | |
|--|-----|---------------------|-------------|------|------|------|-------------------|------|------|------|------|------|
| Reflect.: ceiling/cav walls work pl. Room dim x y | | 0.70 | 0.70 | 0.50 | 0.50 | 0.30 | 0.70 | 0.70 | 0.50 | 0.50 | 0.30 | 0.30 |
| | | 0.50 | 0.30 | 0.50 | 0.30 | 0.30 | 0.50 | 0.30 | 0.50 | 0.30 | 0.30 | 0.30 |
| | | 0.20 | 0.20 | 0.20 | 0.20 | 0.20 | 0.20 | 0.20 | 0.20 | 0.20 | 0.20 | 0.20 |
| | | viewed crosswise | | | | | viewed endwise | | | | | |
| 2H | 2H | 18.8 | 19.4 | 19.0 | 19.6 | 19.8 | 18.8 | 19.4 | 19.0 | 19.6 | 19.8 | |
| | 3H | 18.6 | 19.2 | 18.9 | 19.4 | 19.7 | 18.6 | 19.2 | 18.9 | 19.4 | 19.7 | |
| | 4H | 18.6 | 19.1 | 18.9 | 19.3 | 19.6 | 18.6 | 19.1 | 18.9 | 19.3 | 19.6 | |
| | 6H | 18.5 | 18.9 | 18.8 | 19.2 | 19.6 | 18.5 | 18.9 | 18.8 | 19.2 | 19.6 | |
| | 8H | 18.4 | 18.9 | 18.8 | 19.2 | 19.5 | 18.4 | 18.9 | 18.8 | 19.2 | 19.5 | |
| | 12H | 18.4 | 18.8 | 18.8 | 19.2 | 19.5 | 18.4 | 18.8 | 18.8 | 19.2 | 19.5 | |
| 4H | 2H | 18.6 | 19.1 | 18.9 | 19.3 | 19.6 | 18.6 | 19.1 | 18.9 | 19.3 | 19.6 | |
| | 3H | 18.4 | 18.8 | 18.8 | 19.2 | 19.5 | 18.4 | 18.8 | 18.8 | 19.2 | 19.5 | |
| | 4H | 18.3 | 18.7 | 18.7 | 19.0 | 19.4 | 18.3 | 18.7 | 18.7 | 19.0 | 19.4 | |
| | 6H | 18.2 | 18.5 | 18.7 | 18.9 | 19.4 | 18.2 | 18.5 | 18.7 | 18.9 | 19.4 | |
| | 8H | 18.2 | 18.5 | 18.6 | 18.9 | 19.3 | 18.2 | 18.5 | 18.6 | 18.9 | 19.3 | |
| | 12H | 18.1 | 18.4 | 18.6 | 18.8 | 19.3 | 18.1 | 18.4 | 18.6 | 18.8 | 19.3 | |
| 8H | 4H | 18.2 | 18.5 | 18.6 | 18.9 | 19.3 | 18.2 | 18.5 | 18.6 | 18.9 | 19.3 | |
| | 6H | 18.1 | 18.3 | 18.6 | 18.8 | 19.2 | 18.1 | 18.3 | 18.6 | 18.8 | 19.2 | |
| | 8H | 18.0 | 18.2 | 18.5 | 18.7 | 19.2 | 18.0 | 18.2 | 18.5 | 18.7 | 19.2 | |
| | 12H | 18.0 | 18.2 | 18.5 | 18.6 | 19.2 | 18.0 | 18.2 | 18.5 | 18.6 | 19.2 | |
| 12H | 4H | 18.1 | 18.4 | 18.6 | 18.8 | 19.3 | 18.1 | 18.4 | 18.6 | 18.8 | 19.3 | |
| | 6H | 18.0 | 18.2 | 18.5 | 18.7 | 19.2 | 18.0 | 18.2 | 18.5 | 18.7 | 19.2 | |
| | 8H | 18.0 | 18.2 | 18.5 | 18.6 | 19.2 | 18.0 | 18.2 | 18.5 | 18.6 | 19.2 | |
| Variations with the observer position at spacing: | | | | | | | | | | | | |
| S = | | 1.0H | 4.7 / -26.2 | | | | 4.7 / -26.2 | | | | | |
| | | 1.5H | 7.5 / -31.2 | | | | 7.5 / -31.2 | | | | | |
| | | 2.0H | 9.5 / -31.4 | | | | 9.5 / -31.4 | | | | | |