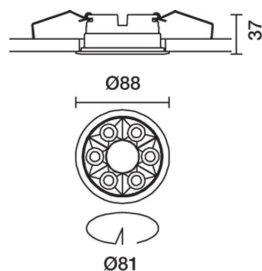


Design iGuzzini iGuzzini

Product configuration: QS15
QS15: Frame Ø 80 - Medium beam - LED



QS15: Frame Ø 80 - Medium beam - LED

Ring luminaire with 6 optical elements for LED lamps - fixed optics. The optic system guarantees a high level of visual comfort and no glare. The body includes a radiant surface made of die-cast aluminium. Version includes a perimeter surface frame. High definition reflectors made of thermoplastic material vacuum-metallised with aluminium vapours, integrated in a set-back position in the anti-glare screen. Supplied with a power supply unit connected to the luminaire. Central cover available with separate item code.

Recessed with steel wire springs for false ceilings from 1 to 25 mm thick - Ø 80 installation hole.

White (01) | Black / Black (43) | Black / White (47) | White/Gold (41)* | White / burnished chrome (E7)*

* Colours on request


0.3

ceiling recessed

On the power supply unit with terminal board included. Available in DALI versions.

Central cover to complete the luminaire to be ordered with a separate item code - available in a standard finish, it is designed to be painted with a customised finish.

Complies with EN60598-1 and pertinent regulations



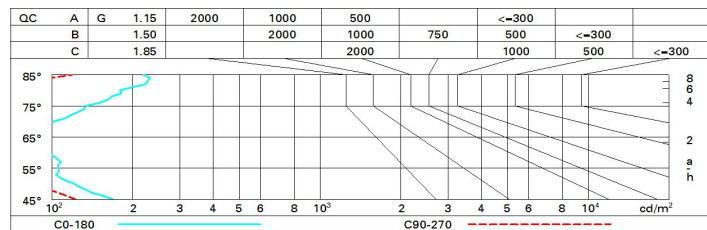
lm system:	1160	Life Time LED 1:	> 50,000h - L80 - B10 (Ta 25°C)
W system:	14.5	Voltage [Vin]:	230
lm source:	1450	Lamp code:	LED
W source:	12	Number of lamps for optical assembly:	1
Luminous efficiency (lm/W, real value):	80	ZVEI Code:	LED
lm in emergency mode:	-	Number of optical assemblies:	1
Total light flux at or above an angle of 90° [Lm]:	0	Power factor:	See installation instructions
Light Output Ratio (L.O.R.) [%]:	80	Inrush current:	5 A / 220 µs
Beam angle [°]:	24°	Maximum number of luminaires of this type per miniature circuit breaker:	B10A: 81 luminaires B16A: 130 luminaires C10A: 135 luminaires C16A: 221 luminaires
CRI (minimum):	80	Minimum dimming %:	1
Colour temperature [K]:	4000	Control:	DALI-2
MacAdam Step:	2		

	Imax=5545 cd C0-180 CIE nL 0.80 100-100-100-100-80 UGR <10<10 DIN A.61 UTE 0.80A+0.00T F*1=999 F*1+F*2=1000 F*1+F*2+F*3=1000 CIBSE LG3 L<1500 cd/m² at 65° UGR<10 L<1500 cd/mq @65°	Lux <table border="1"> <thead> <tr> <th>h</th> <th>d1</th> <th>d2</th> <th>Em</th> <th>Emax</th> </tr> </thead> <tbody> <tr> <td>2</td> <td>0.9</td> <td>0.9</td> <td>1104</td> <td>1386</td> </tr> <tr> <td>4</td> <td>1.7</td> <td>1.7</td> <td>276</td> <td>347</td> </tr> <tr> <td>6</td> <td>2.6</td> <td>2.6</td> <td>123</td> <td>154</td> </tr> <tr> <td>8</td> <td>3.4</td> <td>3.4</td> <td>69</td> <td>87</td> </tr> </tbody> </table>	h	d1	d2	Em	Emax	2	0.9	0.9	1104	1386	4	1.7	1.7	276	347	6	2.6	2.6	123	154	8	3.4	3.4	69	87
	h	d1	d2	Em	Emax																						
	2	0.9	0.9	1104	1386																						
	4	1.7	1.7	276	347																						
	6	2.6	2.6	123	154																						
8	3.4	3.4	69	87																							
α=24°																											

Utilisation factors

R	77	75	73	71	55	53	33	00	DRR
K0.8	72	69	66	64	68	66	65	63	78
1.0	75	72	70	68	71	69	69	66	83
1.5	79	77	75	73	76	74	73	71	89
2.0	82	80	78	77	79	77	77	74	93
2.5	83	82	81	80	81	80	79	77	96
3.0	84	83	82	82	82	81	80	78	98
4.0	85	84	84	83	83	83	81	79	99
5.0	86	85	85	84	84	83	82	80	100

Luminance curve limit



UGR diagram

Corrected UGR values (at 1450 lm bare lamp luminous flux)											
Reflect.: ceiling/cav walls work pl. Room dim x y		viewed crosswise					viewed endwise				
		0.70	0.70	0.50	0.50	0.30	0.70	0.70	0.50	0.50	0.30
		0.50	0.30	0.50	0.30	0.30	0.50	0.30	0.50	0.30	0.30
		0.20	0.20	0.20	0.20	0.20	0.20	0.20	0.20	0.20	0.20
2H	2H	3.6	5.7	4.0	6.0	6.4	4.9	7.0	5.2	7.3	7.6
	3H	3.5	5.1	3.8	5.4	5.7	4.7	6.3	5.1	6.6	7.0
	4H	3.4	4.7	3.8	5.1	5.4	4.7	6.0	5.0	6.3	6.7
	6H	3.4	4.4	3.8	4.7	5.1	4.6	5.6	5.0	6.0	6.3
	8H	3.3	4.4	3.7	4.7	5.1	4.6	5.6	5.0	5.9	6.3
	12H	3.3	4.3	3.7	4.7	5.1	4.5	5.5	4.9	5.9	6.3
4H	2H	3.4	4.7	3.8	5.1	5.4	4.7	6.0	5.0	6.3	6.7
	3H	3.3	4.3	3.7	4.7	5.0	4.5	5.5	4.9	5.9	6.3
	4H	3.1	4.2	3.6	4.6	5.0	4.4	5.4	4.8	5.8	6.2
	6H	2.8	4.5	3.3	4.9	5.4	4.0	5.7	4.5	6.1	6.6
	8H	2.7	4.5	3.2	5.0	5.5	3.9	5.8	4.4	6.2	6.7
	12H	2.6	4.5	3.1	5.0	5.5	3.8	5.7	4.3	6.2	6.7
8H	4H	2.7	4.5	3.2	5.0	5.5	3.9	5.8	4.4	6.2	6.7
	6H	2.6	4.3	3.1	4.8	5.3	3.8	5.6	4.3	6.0	6.6
	8H	2.6	4.1	3.1	4.6	5.2	3.8	5.3	4.3	5.8	6.4
	12H	2.7	3.7	3.3	4.2	4.8	3.9	4.9	4.4	5.4	6.0
12H	4H	2.6	4.5	3.1	5.0	5.5	3.8	5.7	4.3	6.2	6.7
	6H	2.5	4.1	3.1	4.6	5.1	3.8	5.3	4.3	5.8	6.4
	8H	2.7	3.7	3.2	4.2	4.7	3.9	4.9	4.5	5.4	6.0
Variations with the observer position at spacing:											
S =	1.0H	6.6 / -12.8					6.7 / -17.1				
	1.5H	9.4 / -13.0					9.5 / -17.3				
	2.0H	11.4 / -13.0					11.5 / -17.5				