

Blade R downlight

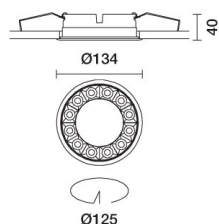

Design iGuzzini

iGuzzini

Last information update: October 2024

Product configuration: QS31

QS31: Frame Ø 125 - Wide Flood beam - LED



Product code

QS31: Frame Ø 125 - Wide Flood beam - LED

Technical description

Ring luminaire with 12 optical elements for LED lamps - fixed optics. The optic system guarantees a high level of visual comfort and no glare. The body includes a radiant surface made of die-cast aluminium. Version includes a perimeter surface frame. High definition reflectors made of thermoplastic material vacuum-metallised with aluminium vapours, integrated in a set-back position in the anti-glare screen. Supplied with a power supply unit connected to the luminaire.

Installation

Recessed with steel wire springs for false ceilings from 1 to 25 mm thick - Ø 125 installation hole.

Colour

White (01) | Black / Black (43) | Black / White (47) | White/Gold (41)* | White / burnished chrome (E7)*

Weight (Kg)

0.54

* Colours on request

Mounting

ceiling recessed

Wiring

On the power supply unit with terminal board included. Available in DALI versions.

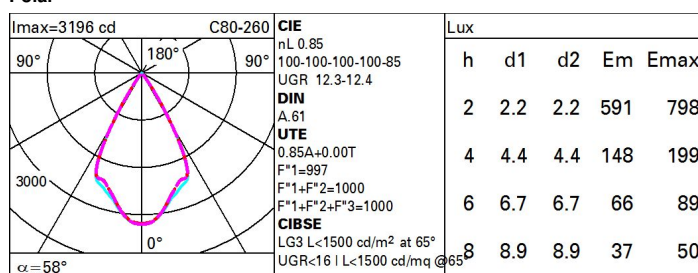
Complies with EN60598-1 and pertinent regulations



Technical data

Im system:	2253	Life Time LED 1:	> 50,000h - L80 - B10 (Ta 25°C)
W system:	26.8	Voltage [Vin]:	230
Im source:	2650	Lamp code:	LED
W source:	24	Number of lamps for optical assembly:	1
Luminous efficiency (Im/W, real value):	84	ZVEI Code:	LED
Im in emergency mode:	-	Number of optical assemblies:	1
Total light flux at or above an angle of 90° [Lm]:	0	Power factor:	See installation instructions
Light Output Ratio (L.O.R.) [%]:	85	Inrush current:	21 A / 139 µs
Beam angle [°]:	58°	Maximum number of luminaires of this type per miniature circuit breaker:	B10A: 15 luminaires B16A: 24 luminaires C10A: 24 luminaires C16A: 40 luminaires
CRI (minimum):	90	Minimum dimming %:	1
Colour temperature [K]:	4000	Overvoltage protection:	2kV Common mode & 1kV Differential mode
MacAdam Step:	2	Control:	DALI-2

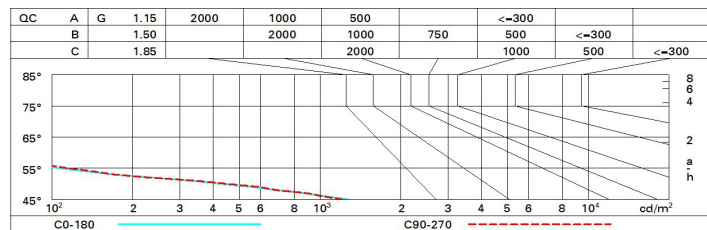
Polar



Utilisation factors

R	77	75	73	71	55	53	33	00	DRR
K0.8	77	73	70	68	72	70	69	67	78
1.0	80	77	74	72	76	73	73	70	83
1.5	84	81	79	78	80	79	78	75	89
2.0	87	85	83	82	84	82	81	79	93
2.5	88	87	86	85	86	85	84	81	96
3.0	89	88	87	87	87	86	85	83	98
4.0	90	90	89	89	88	88	86	84	99
5.0	91	90	90	90	89	89	87	85	100

Luminance curve limit



UGR diagram

Corrected UGR values (at 2050 lm bare lamp luminous flux)											
Reflect.: ceiling/cav walls work pl. Room dim x y		0.70	0.70	0.50	0.50	0.30	0.70	0.70	0.50	0.50	0.30
		0.50	0.30	0.50	0.30	0.30	0.50	0.30	0.50	0.30	0.30
		0.20	0.20	0.20	0.20	0.20	0.20	0.20	0.20	0.20	0.20
		viewed crosswise					viewed endwise				
2H	2H	12.8	13.4	13.1	13.7	13.9	13.0	13.6	13.3	13.8	14.1
	3H	12.7	13.2	13.0	13.5	13.8	12.9	13.4	13.2	13.7	13.9
	4H	12.6	13.1	13.0	13.4	13.7	12.8	13.3	13.1	13.6	13.9
	6H	12.6	13.0	12.9	13.3	13.6	12.7	13.2	13.1	13.5	13.8
	8H	12.5	13.0	12.9	13.3	13.6	12.7	13.1	13.0	13.4	13.8
	12H	12.5	12.9	12.9	13.2	13.6	12.6	13.1	13.0	13.4	13.7
4H	2H	12.6	13.1	13.0	13.4	13.7	12.8	13.3	13.1	13.6	13.9
	3H	12.5	12.9	12.9	13.2	13.6	12.6	13.1	13.0	13.4	13.7
	4H	12.4	12.8	12.8	13.1	13.5	12.6	12.9	13.0	13.3	13.7
	6H	12.3	12.6	12.7	13.0	13.4	12.5	12.8	12.9	13.2	13.6
	8H	12.3	12.5	12.7	13.0	13.4	12.4	12.7	12.9	13.1	13.6
	12H	12.2	12.5	12.7	12.9	13.4	12.4	12.6	12.8	13.1	13.5
8H	4H	12.3	12.5	12.7	13.0	13.4	12.4	12.7	12.9	13.1	13.6
	6H	12.2	12.4	12.6	12.8	13.3	12.3	12.6	12.8	13.0	13.5
	8H	12.1	12.3	12.6	12.8	13.3	12.3	12.5	12.8	12.9	13.4
	12H	12.1	12.2	12.6	12.7	13.2	12.2	12.4	12.7	12.9	13.4
12H	4H	12.2	12.5	12.7	12.9	13.4	12.4	12.6	12.8	13.1	13.5
	6H	12.1	12.3	12.6	12.8	13.3	12.3	12.5	12.8	12.9	13.4
	8H	12.1	12.2	12.6	12.7	13.2	12.2	12.4	12.7	12.9	13.4
Variations with the observer position at spacing:											
S =	1.0H	6.8 / -31.1					6.8 / -31.1				
	1.5H	9.6 / -40.3					9.6 / -42.0				
	2.0H	11.6 / -51.6					11.6 / -48.9				