

Blade R downlight

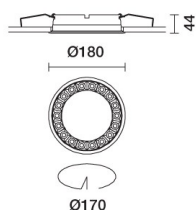

Design iGuzzini

iGuzzini

Last information update: April 2025

Product configuration: QS44

QS44: Frame Ø 170 - Medium beam - LED



Product code

QS44: Frame Ø 170 - Medium beam - LED

Technical description

Ring luminaire with 18 optical elements for LED lamps - fixed optics. The optic system guarantees a high level of visual comfort and no glare. The body includes a radiant surface made of die-cast aluminium. Version includes a perimeter surface frame. High definition reflectors made of thermoplastic material vacuum-metallised with aluminium vapours, integrated in a set-back position in the anti-glare screen. Supplied with a power supply unit connected to the luminaire.

Installation

Recessed with steel wire springs for false ceilings from 1 to 25 mm thick - Ø 170 installation hole.

Colour

White (01) | Black / Black (43) | Black / White (47) | White/Gold (41)* | White / burnished chrome (E7)*

Weight (Kg)

0.68

* Colours on request

Mounting

ceiling recessed

Wiring

On the power supply unit with terminal board included. Available in DALI versions.

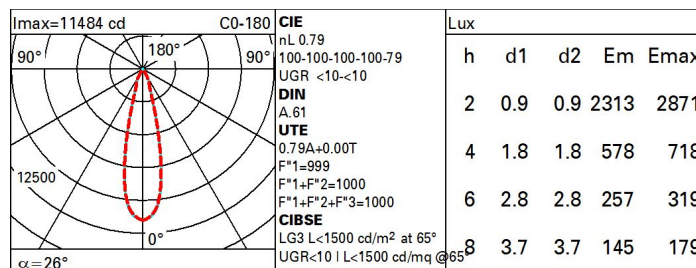
Complies with EN60598-1 and pertinent regulations



Technical data

lm system:	2607	Colour temperature [K]:	3000
W system:	39.1	MacAdam Step:	2
lm source:	3300	Life Time LED 1:	50,000h - L90 - B10 (Ta 25°C)
W source:	36	Voltage [Vin]:	230
Luminous efficiency (lm/W, real value):	66.7	Lamp code:	LED
lm in emergency mode:	-	Number of lamps for optical assembly:	1
Total light flux at or above an angle of 90° [Lm]:	0	ZVEI Code:	LED
Light Output Ratio (L.O.R.) [%]:	79	Number of optical assemblies:	1
Beam angle [°]:	26°	Control:	DALI-2
CRI (minimum):	90		

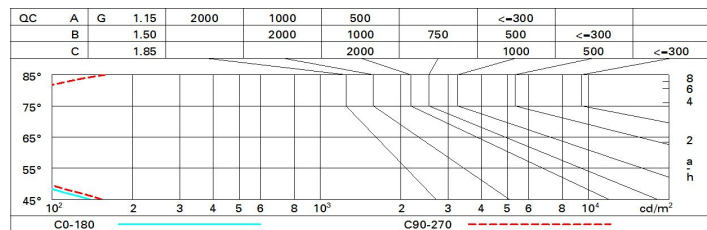
Polar



Utilisation factors

R	77	75	73	71	55	53	33	00	DRR
K0.8	71	68	65	63	67	65	64	62	78
1.0	74	71	69	67	70	68	68	65	83
1.5	78	76	74	72	75	73	72	70	89
2.0	81	79	77	76	78	76	76	73	93
2.5	82	81	80	79	80	79	78	76	96
3.0	83	82	81	81	81	80	79	77	98
4.0	84	83	83	82	82	82	80	78	99
5.0	84	84	84	83	83	82	81	79	100

Luminance curve limit



UGR diagram

Corrected UGR values (at 3300 lm bare lamp luminous flux)											
Reflect.: ceiling/cav walls work pl. Room dim x y		viewed crosswise					viewed endwise				
		0.70	0.70	0.50	0.50	0.30	0.70	0.70	0.50	0.50	0.30
		0.50	0.30	0.50	0.30	0.30	0.50	0.30	0.50	0.30	0.30
		0.20	0.20	0.20	0.20	0.20	0.20	0.20	0.20	0.20	0.20
2H	2H	0.9	3.0	1.2	3.3	3.6	1.3	3.4	1.7	3.7	4.1
	3H	0.7	2.3	1.1	2.7	3.0	1.2	2.8	1.5	3.1	3.4
	4H	0.7	2.0	1.0	2.3	2.7	1.1	2.4	1.5	2.8	3.1
	6H	0.6	1.7	1.0	2.0	2.4	1.0	2.1	1.4	2.4	2.8
	8H	0.6	1.6	1.0	2.0	2.3	1.0	2.0	1.4	2.4	2.8
	12H	0.5	1.5	0.9	1.9	2.3	0.9	2.0	1.4	2.3	2.7
4H	2H	0.7	2.0	1.0	2.3	2.7	1.1	2.4	1.5	2.8	3.1
	3H	0.5	1.5	0.9	1.9	2.3	1.0	2.0	1.4	2.4	2.7
	4H	0.4	1.4	0.8	1.8	2.2	0.8	1.8	1.3	2.2	2.6
	6H	0.0	1.7	0.5	2.1	2.6	0.5	2.1	1.0	2.6	3.1
	8H	-0.1	1.8	0.4	2.2	2.7	0.3	2.2	0.8	2.7	3.2
	12H	-0.2	1.7	0.3	2.2	2.7	0.2	2.2	0.7	2.7	3.2
8H	4H	-0.1	1.8	0.4	2.2	2.7	0.4	2.2	0.9	2.7	3.2
	6H	-0.2	1.6	0.3	2.1	2.6	0.3	2.0	0.8	2.5	3.0
	8H	-0.2	1.3	0.3	1.8	2.4	0.2	1.8	0.8	2.3	2.8
	12H	-0.1	0.9	0.4	1.4	2.0	0.4	1.4	0.9	1.9	2.4
12H	4H	-0.2	1.7	0.3	2.2	2.7	0.3	2.2	0.8	2.7	3.2
	6H	-0.2	1.3	0.3	1.8	2.4	0.3	1.8	0.8	2.3	2.9
	8H	-0.1	0.9	0.4	1.4	2.0	0.4	1.4	0.9	1.9	2.5
Variations with the observer position at spacing:											
S =	1.0H	6.9 / -20.9					6.8 / -13.4				
	1.5H	9.7 / -22.3					9.7 / -13.7				
	2.0H	11.7 / -22.8					11.7 / -14.0				