

Blade R downlight

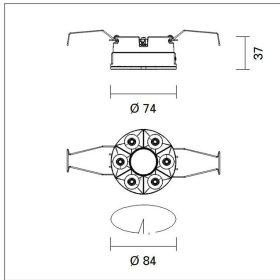

Design iGuzzini

iGuzzini

Last information update: May 2025

Product configuration: QS79

QS79: Minimal Ø 84 - Wide Flood beam - LED



Product code

QS79: Minimal Ø 84 - Wide Flood beam - LED

Technical description

Ring luminaire with 6 optical elements for LED lamps - fixed optics. The optic system guarantees a high level of visual comfort and no glare. The body includes a radiant surface made of die-cast aluminium. Minimal (frameless) version for flush with ceiling installation. For recessed installation in a false ceiling a specific adapter is required that is available with a separate item code. High definition reflectors made of thermoplastic material vacuum-metallised with aluminium vapours, integrated in a set-back position in the anti-glare screen. Supplied with a power supply unit connected to the luminaire. Central cover available with separate item code.

Installation

Recessed with steel wire springs for false ceilings from 12,5 to 25 mm thick - Ø 84 installation hole.

Colour

White (01) | Black (04) | Gold (14)* | Burnished chrome (E6)*

Weight (Kg)

0.3

* Colours on request

Mounting

ceiling recessed


Wiring

On the power supply unit with terminal board included. Available in DALI electronic versions.

Notes

Central cover to complete the luminaire to be ordered with a separate item code - available in a standard finish, it is designed to be painted with a customised finish.

Complies with EN60598-1 and pertinent regulations



Technical data

lm system:	882	Life Time LED 1:	> 50,000h - L80 - B10 (Ta 25°C)
W system:	14.5	Voltage [Vin]:	230
lm source:	1050	Lamp code:	LED
W source:	12	Number of lamps for optical assembly:	1
Luminous efficiency (lm/W, real value):	60.8	ZVEI Code:	LED
lm in emergency mode:	-	Number of optical assemblies:	1
Total light flux at or above an angle of 90° [Lm]:	0	Power factor:	See installation instructions
Light Output Ratio (L.O.R.) [%]:	84	Inrush current:	5 A / 220 µs
Beam angle [°]:	58°	Maximum number of luminaires of this type per miniature circuit breaker:	B10A: 81 luminaires B16A: 130 luminaires C10A: 135 luminaires C16A: 221 luminaires
CRI (minimum):	90	Minimum dimming %:	1
Colour temperature [K]:	2700	Control:	DALI-2
MacAdam Step:	2		

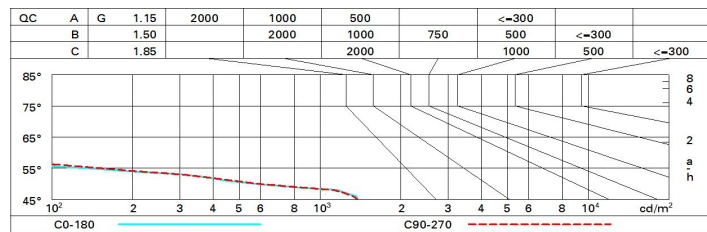
Polar

Imax=1140 cd		C15-195		CIE		Lux	
90°		180°		nL 0.84		h	d1 d2 Em Emax
1000		0°		100-100-100-100-84		1	1.1 1.1 897 1130
α=58°				UGR 12.8-12.9		2	2.2 2.2 224 282
				DIN A.61		3	3.3 3.3 100 126
				UTE 0.84A+0.00T		4	4.4 4.4 56 71
				F*1=996			
				F*1+F*2=1000			
				F*1+F*2+F*3=1000			
				CIBSE			
				LG3 L<1500 cd/m² at 65°			
				UGR<16 L<1500 cd/mq @65°			

Utilisation factors

R	77	75	73	71	55	53	33	00	DRR
K0.8	76	72	69	67	71	69	68	66	78
1.0	79	76	73	71	75	73	72	69	83
1.5	83	80	78	77	79	78	77	74	89
2.0	86	84	82	81	83	81	80	78	93
2.5	87	86	85	84	85	83	83	80	96
3.0	88	87	86	86	86	85	84	82	98
4.0	89	88	88	87	87	87	85	83	99
5.0	90	89	89	89	88	88	86	84	100

Luminance curve limit



UGR diagram

Corrected UGR values (at 1050 lm bare lamp luminous flux)											
Reflect.: ceiling/cav walls work pl. Room dim x y		viewed crosswise					viewed endwise				
2H	2H	13.3	13.9	13.6	14.2	14.4	13.4	14.0	13.7	14.3	14.5
	3H	13.2	13.7	13.5	14.0	14.3	13.3	13.8	13.6	14.1	14.4
	4H	13.1	13.6	13.5	13.9	14.2	13.2	13.7	13.6	14.0	14.3
	6H	13.1	13.5	13.4	13.8	14.2	13.1	13.6	13.5	13.9	14.2
	8H	13.0	13.5	13.4	13.8	14.1	13.1	13.6	13.5	13.9	14.2
	12H	13.0	13.4	13.4	13.7	14.1	13.1	13.5	13.4	13.8	14.2
4H	2H	13.1	13.6	13.5	13.9	14.2	13.2	13.7	13.6	14.0	14.3
	3H	13.0	13.4	13.4	13.7	14.1	13.1	13.5	13.4	13.8	14.2
	4H	12.9	13.3	13.3	13.6	14.0	13.0	13.4	13.4	13.7	14.1
	6H	12.8	13.1	13.2	13.5	13.9	12.9	13.2	13.3	13.6	14.0
	8H	12.8	13.1	13.2	13.5	13.9	12.9	13.1	13.3	13.6	14.0
	12H	12.7	13.0	13.2	13.4	13.9	12.8	13.1	13.3	13.5	14.0
8H	4H	12.8	13.1	13.2	13.5	13.9	12.9	13.1	13.3	13.6	14.0
	6H	12.7	12.9	13.1	13.4	13.8	12.8	13.0	13.2	13.4	13.9
	8H	12.6	12.8	13.1	13.3	13.8	12.7	12.9	13.2	13.4	13.9
	12H	12.6	12.7	13.1	13.2	13.7	12.7	12.8	13.2	13.3	13.8
12H	4H	12.7	13.0	13.2	13.4	13.9	12.8	13.1	13.3	13.5	14.0
	6H	12.6	12.8	13.1	13.3	13.8	12.7	12.9	13.2	13.4	13.9
	8H	12.6	12.7	13.1	13.2	13.7	12.7	12.8	13.2	13.3	13.8
Variations with the observer position at spacing:											
S =	1.0H	6.7 / -28.1					6.7 / -27.6				
	1.5H	9.5 / -30.7					9.5 / -30.1				
	2.0H	11.5 / -30.9					11.5 / -30.3				