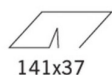
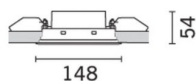



Last information update: March 2025

Product configuration: QY44.D8

QY44.D8: Recessed with 5 cells - Flood optic - 13.2W 1015lm - Tunable white - White Transparent

**Product code**

QY44.D8: Recessed with 5 cells - Flood optic - 13.2W 1015lm - Tunable white - White Transparent

Technical description

Rectangular 5 optic element recessed miniaturised luminaire. LED lamps with different colour temperatures that allow them to be modulated. This variation is achieved by mixing the emission of 5 x 2700K high CRI LEDs and 5 x 6500K high CRI LEDs. Every optic element contains a warm LED and a cool LED, rotated progressively by 72° in order to cover an angle of 360° for 5 LEDs and obtain a perfect mixture on the ground even between products of different sizes. Main body with die-cast aluminium radiant surface, version with perimeter surface frame. Metallised thermoplastic high definition - flood beam - optics are integrated in a set-back position in the black anti-glare screen. The structure of the optical system prevents a pinpoint effect, allowing precise, circular light distribution and emission with controlled glare. Supplied with an integrated power supply system (DALI DT8) that, without using additional components, allows the colour temperature to be changed by simply pressing a single button. A DALI programmable setup with an intuitive, easy-to-use touch screen can be obtained using the X479 code with the M630 power supply unit. This panel can be controlled in Bluetooth mode using an app that allows system control to be extended to remote devices, like tablets and smartphones.

Installation

recessed with steel wire springs for false ceilings from 1 to 25 mm thick - preparation hole 37 x 141

Colour

White Transparent (D8)

Weight (Kg)

0.29

Mounting

wall recessed|ceiling recessed

Wiring

Power units included. Various management solutions are available with a separate code. For technical data, properties and connection modes see the instruction sheet.

Complies with EN60598-1 and pertinent regulations



IP20

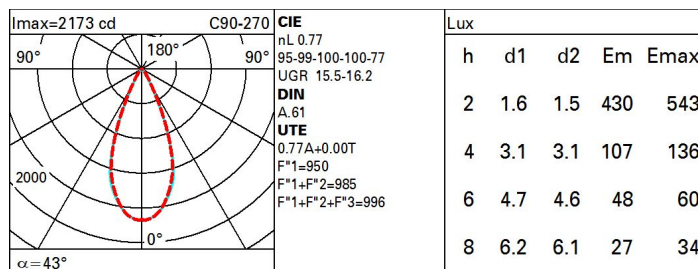
IP23

On the visible part of the product once installed

**Technical data**

lm system:	1117
W system:	13.2
lm source:	1450
W source:	9.4
Luminous efficiency (lm/W, real value):	84.6
lm in emergency mode:	-
Total light flux at or above an angle of 90° [Lm]:	0
Light Output Ratio (L.O.R.) [%]:	77
Beam angle [°]:	42°
CRI (minimum):	80
CRI (typical):	82
Colour temperature [K]:	Tunable white 2700 - 6500

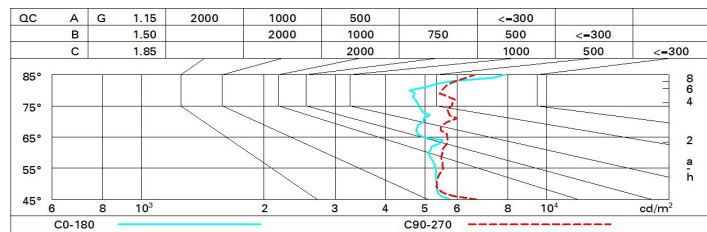
MacAdam Step:	3
Life Time LED 1:	> 50,000h - L90 - B10 (Ta 25°C)
Lamp code:	LED
Number of lamps for optical assembly:	1
ZVEI Code:	LED
Number of optical assemblies:	1
Power factor:	See installation instructions
Inrush current:	29 A / 153 µs
Maximum number of luminaires of this type per miniature circuit breaker:	B10A: 32 luminaires B16A: 51 luminaires C10A: 53 luminaires C16A: 86 luminaires
Minimum dimming %:	1
Overvoltage protection:	2kV Common mode & 1kV Differential mode
Control:	DALI-2

Polar

Utilisation factors

R	77	75	73	71	55	53	33	00	DRR
K0.8	68	64	61	59	63	61	60	58	75
1.0	71	67	65	63	67	64	64	61	80
1.5	75	72	70	68	71	69	69	66	86
2.0	78	76	74	73	74	73	72	70	91
2.5	79	78	76	75	76	75	75	72	94
3.0	80	79	78	77	78	77	76	74	96
4.0	81	80	80	79	79	79	77	75	98
5.0	82	81	81	80	80	79	78	76	99

Luminance curve limit



UGR diagram

Corrected UGR values (at 1450 lm bare lamp luminous flux)											
Reflect.: ceiling/cav walls work pl. Room dim x y		viewed crosswise					viewed endwise				
2H	2H	14.2	14.8	14.5	15.0	15.3	15.2	15.7	15.4	16.0	16.2
	3H	14.5	15.0	14.9	15.3	15.6	15.2	15.7	15.5	16.0	16.2
	4H	14.7	15.2	15.1	15.5	15.8	15.2	15.7	15.5	16.0	16.3
	6H	14.9	15.3	15.3	15.7	16.0	15.2	15.6	15.5	15.9	16.2
	8H	15.0	15.4	15.4	15.7	16.1	15.1	15.6	15.5	15.9	16.2
	12H	15.2	15.6	15.5	15.9	16.2	15.1	15.5	15.5	15.8	16.2
4H	2H	14.3	14.8	14.7	15.1	15.4	15.8	16.2	16.1	16.5	16.8
	3H	14.8	15.2	15.2	15.5	15.9	16.0	16.4	16.4	16.8	17.1
	4H	15.1	15.4	15.5	15.8	16.2	16.1	16.5	16.5	16.9	17.3
	6H	15.4	15.7	15.8	16.1	16.5	16.2	16.5	16.6	16.9	17.3
	8H	15.5	15.8	16.0	16.2	16.7	16.2	16.5	16.6	16.9	17.3
	12H	15.8	16.0	16.2	16.4	16.9	16.2	16.4	16.6	16.9	17.3
8H	4H	15.2	15.5	15.6	15.9	16.3	16.6	16.9	17.0	17.3	17.7
	6H	15.6	15.8	16.1	16.3	16.8	16.8	17.0	17.2	17.5	17.9
	8H	15.8	16.0	16.3	16.5	17.0	16.8	17.0	17.3	17.5	18.0
	12H	16.2	16.3	16.7	16.8	17.3	16.9	17.0	17.4	17.5	18.1
12H	4H	15.2	15.5	15.7	15.9	16.4	16.7	17.0	17.2	17.4	17.9
	6H	15.6	15.8	16.1	16.3	16.8	16.9	17.1	17.4	17.6	18.1
	8H	15.9	16.1	16.4	16.5	17.1	17.0	17.2	17.5	17.7	18.2
Variations with the observer position at spacing:											
S =		1.0H					1.9 / -1.5				
		1.5H					3.6 / -1.8				
		2.0H					5.2 / -2.1				
							1.8 / -1.7				
							3.6 / -1.9				
							5.2 / -2.2				