

## Laser Blade

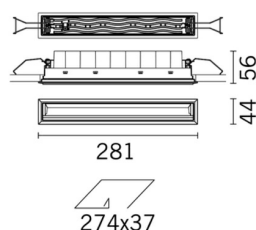

Design iGuzzini

iGuzzini

Last information update: March 2025

### Product configuration: R590

R590: Recessed frame - LED - Warm White - Incorporated DALI dimmable power supply - Wall washer optic



### Product code

R590: Recessed frame - LED - Warm White - Incorporated DALI dimmable power supply - Wall washer optic

### Technical description

Miniaturized recessed rectangular luminaire with LEDs. Main body with die-cast aluminium radiant surface, version with perimeter surface frame. Asymmetrical optic system designed to achieve an effective wall washer distribution. Flux enhancer - superpure aluminium reflector - screen in PMMA with ribbed texture; a special film in acrylic material, combined with the screen, allow for a uniform and effective light emission on the wall. Black polycarbonate internal perimeter frame. Supplied with DALI dimmable control gear connected to the luminaire. Warm white LED.

### Installation

recessed with steel springs for false ceilings from 1 to 25 mm; can be installed on ceilings and walls (vertical + horizontal) - preparation slot 37 x 274. To light the wall correctly check the installation distances and centre-to-centre distances on the instructions sheet.

### Colour

Black / Black (43) | Black / White (47) | Grey / Black (74)\*

\* Colours on request

### Weight (Kg)

0.65

### Mounting

wall recessed|ceiling recessed

### Wiring

on power box: screw connections

### Notes

dimming function with pushbutton (TOUCH DIM/PUSH): for this option consult the instructions included in the package. Accessory anti-glare screen available code MPX8.

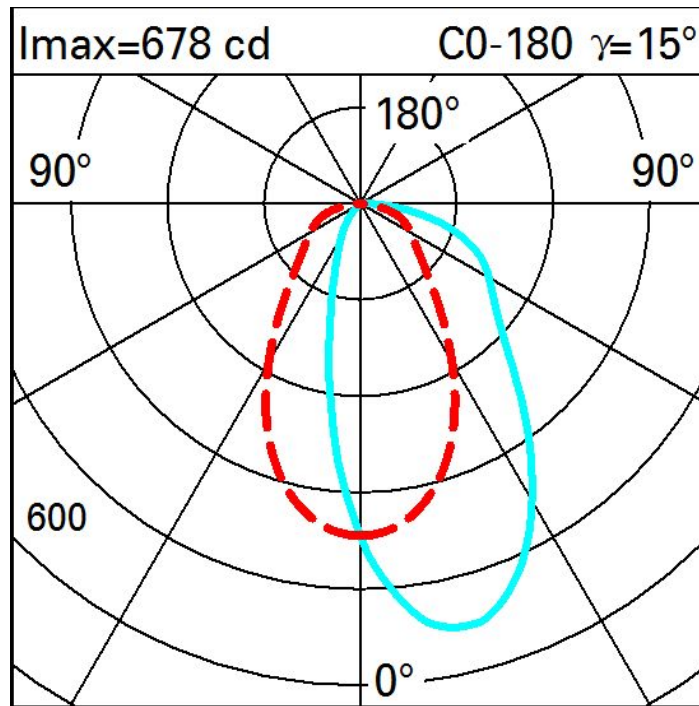
Complies with EN60598-1 and pertinent regulations



### Technical data

lm system:	840	CRI (typical):	92
W system:	23.2	Colour temperature [K]:	3000
lm source:	2100	MacAdam Step:	3
W source:	20	Life Time LED 1:	> 50,000h - L90 - B10 (Ta 25°C)
Luminous efficiency (lm/W, real value):	36.2	Lamp code:	LED
lm in emergency mode:	-	Number of lamps for optical assembly:	1
Total light flux at or above an angle of 90° [Lm]:	0	ZVEI Code:	LED
Light Output Ratio (L.O.R.) [%]:	40	Number of optical assemblies:	1
CRI (minimum):	90	Control:	DALI-2

Polar



Illuminances

Lux												Wall distance = 1m	
3													
	2	5	11	29	86	156	86	29	11	5	2		
2	4	7	15	36	83	117	83	36	15	7	4		
	4	8	16	36	67	84	67	36	16	8	4		
1	4	7	15	29	46	55	46	29	15	7	4		
	4	7	13	22	30	34	30	22	13	7	4		
0													
	m	-2	-1	0	1	2	3						