

## Light Shed 60

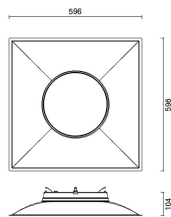
Design iGuzzini

iGuzzini

Last information update: April 2025

### Product configuration: R904.81

R904.81: 596X596 - neutral white - UGR<19 - HO - INVERTER - 33.9W 3976lm - 4000K - Light green



### Product code

R904.81: 596X596 - neutral white - UGR<19 - HO - INVERTER - 33.9W 3976lm - 4000K - Light green

### Technical description

596 x 596 mm luminaire for pendant installation or surface-mounted on a modular grille - LED lamp with a 4000K colour tone - version for emergency operation. Body with a white finish in an ABS material derived from 45% of recycled materials. Coloured body versions are made of transparent polycarbonate coated with successive serigraph treatments that determine its surface finish. A lighting unit with high efficiency LED complete with a 100% recyclable PMMA microprismatic screen for UGR<19 L<3000 cd/mq  $\alpha > 65^\circ$  controlled luminance emission, for use in environments with video monitors in compliance with EN 12464-1. Electronic components - driver / inverter / battery unit for emergency operation - included in the pack. Option of recessed installation in plasterboard surfaces using a frame to be ordered as an accessory. Pendant installation using a system of accessories to be ordered separately.

### Installation

Surface-mounted on 600x600 mm modular panels. Recessed in plasterboard false ceilings using a frame accessory to be ordered separately.

### Colour

Light green (81)

### Weight (Kg)

2.23

### Wiring

Product complete with electronic components and INVERTER (3h). The electrical cables used are made of a "halogen free" material. (This means that the cables do not contain any halogen materials that in the event of a fire do not emit toxic or corrosive gases and only a small quantity of opaque fumes).

### Notes

White finish: ABS + PMMA (45% recycled) - coloured finishes: Serigraphed polycarbonate.

TPb rated (colored versions only).

TPa version available on request, contact iGuzzini for more info.

Complies with EN60598-1 and pertinent regulations



IP20

IP43

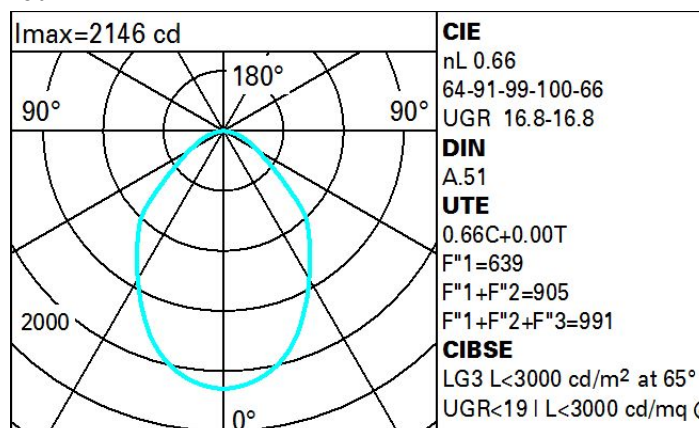
On the visible part of the product once installed



### Technical data

Im system:	3724	Colour temperature [K]:	4000
W system:	33.9	MacAdam Step:	3
Im source:	5600	Life Time LED 1:	> 50,000h - L90 - B10 (Ta 25°C)
W source:	26	Voltage [Vin]:	230
Luminous efficiency (Im/W, real value):	109.9	Lamp code:	LED
Im in emergency mode:	-	Number of lamps for optical assembly:	1
Total light flux at or above an angle of 90° [Lm]:	0	ZVEI Code:	LED
Light Output Ratio (L.O.R.) [%]:	67	Number of optical assemblies:	1
CRI (minimum):	80	Control:	On/off

### Polar

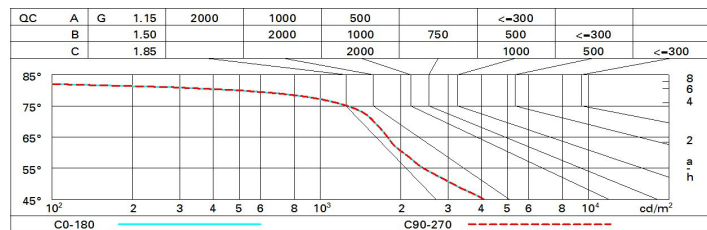




# Utilisation factors

R	77	75	73	71	55	53	33	00	DRR
K0.8	49	43	39	36	42	38	38	34	52
1.0	53	48	44	41	47	43	43	39	59
1.5	59	55	52	49	54	51	50	47	70
2.0	63	59	57	54	58	56	55	52	78
2.5	65	62	60	58	61	59	58	55	83
3.0	66	64	62	60	62	61	60	57	86
4.0	68	66	64	63	64	63	62	60	90
5.0	68	67	66	65	66	65	63	61	92

# Luminance curve limit



# UGR diagram

Corrected UGR values (at 5000 lm bare lamp luminous flux)											
Reflect.: ceiling/cav walls work pl. Room dim x y		0.70	0.70	0.50	0.50	0.30	0.70	0.70	0.50	0.50	0.30
		0.50	0.30	0.50	0.30	0.30	0.50	0.30	0.50	0.30	0.30
		0.20	0.20	0.20	0.20	0.20	0.20	0.20	0.20	0.20	0.20
		viewed crosswise					viewed endwise				
2H	2H	15.2	16.2	15.5	16.4	16.7	15.2	16.2	15.5	16.4	16.7
	3H	15.9	16.8	16.3	17.1	17.4	15.4	16.3	15.8	16.6	16.9
	4H	16.2	17.0	16.5	17.3	17.6	15.5	16.3	15.8	16.6	16.9
	6H	16.2	17.0	16.6	17.3	17.6	15.5	16.3	15.8	16.6	16.9
	8H	16.2	16.9	16.6	17.3	17.6	15.5	16.2	15.8	16.5	16.9
	12H	16.1	16.8	16.5	17.2	17.6	15.4	16.1	15.8	16.5	16.8
4H	2H	15.5	16.3	15.8	16.6	16.9	16.2	17.0	16.5	17.3	17.6
	3H	16.4	17.1	16.8	17.5	17.8	16.6	17.3	17.0	17.6	18.0
	4H	16.7	17.4	17.1	17.7	18.1	16.7	17.4	17.1	17.7	18.1
	6H	16.8	17.4	17.2	17.8	18.2	16.8	17.4	17.2	17.8	18.2
	8H	16.8	17.3	17.2	17.7	18.1	16.8	17.3	17.2	17.7	18.2
	12H	16.7	17.2	17.2	17.6	18.1	16.8	17.2	17.2	17.7	18.1
8H	4H	16.8	17.3	17.2	17.7	18.2	16.8	17.3	17.2	17.7	18.1
	6H	16.9	17.3	17.4	17.8	18.2	16.9	17.3	17.3	17.7	18.2
	8H	16.9	17.2	17.4	17.7	18.2	16.9	17.2	17.4	17.7	18.2
	12H	16.8	17.1	17.3	17.6	18.1	16.8	17.1	17.3	17.6	18.1
12H	4H	16.8	17.2	17.2	17.7	18.1	16.7	17.2	17.2	17.6	18.1
	6H	16.9	17.2	17.4	17.7	18.2	16.8	17.2	17.3	17.6	18.1
	8H	16.8	17.1	17.3	17.6	18.1	16.8	17.1	17.3	17.6	18.1
Variations with the observer position at spacing:											
S =	1.0H	0.5 / -0.6					0.5 / -0.6				
	1.5H	1.0 / -1.5					1.0 / -1.5				
	2.0H	2.1 / -1.9					2.1 / -1.9				