

Light Shed 120

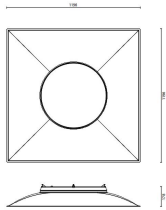
Design iGuzzini

iGuzzini

Last information update: May 2025

Product configuration: R921.01

R921.01: 1196X1196 - warm white - UGR<19 MPO screen - DALI - White



Product code

R921.01: 1196X1196 - warm white - UGR<19 MPO screen - DALI - White **Attention! Code no longer in production**

Technical description

1196x1196 mm luminaire for surface-mounting on modular panels in a 3000K warm white colour. Body made of an ABS material derived from 45% of recycled materials - 100% recyclable PMMA screen. Product with high efficiency LED complete with MPO screen for UGR<19 L<3000 cd/mq $\alpha > 65^\circ$ emission, for use in environments with video monitors in compliance with EN 12464-1. The DALI driver is free to be placed inside the the installation compartment as shown on the instruction sheet. Option of recessed installation in plasterboard ceilings using a frame to be ordered as an accessory.

Installation

Surface-mounted on modular panels. Recessed in plasterboard false ceilings using a frame accessory to be ordered separately.

Colour
White (01)

Weight (Kg)
7.5

Wiring

Product complete with DALI components. The electrical cables used are made of a "halogen free" material. (This means that the cables do not contain any halogen materials that in the event of a fire do not emit toxic or corrosive gases and only a small quantity of opaque fumes).

Complies with EN60598-1 and pertinent regulations



IP20

IP40

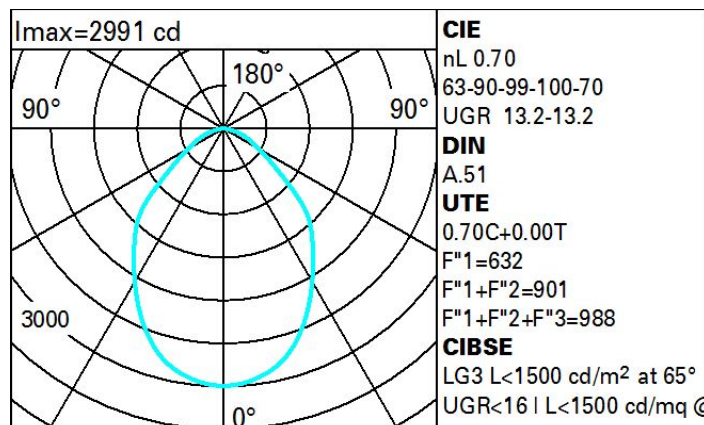
On the visible part of
the product once installed



Technical data

Im system:	5390	Voltage [Vin]:	230
W system:	48.2	Lamp code:	LED
Im source:	7700	Number of lamps for optical assembly:	1
W source:	44	ZVEI Code:	LED
Luminous efficiency (Im/W, real value):	111.8	Number of optical assemblies:	1
Im in emergency mode:	-	Power factor:	See installation instructions
Total light flux at or above an angle of 90° [Lm]:	0	Inrush current:	30 A / 200 μ s
Light Output Ratio (L.O.R.) [%]:	70	Maximum number of luminaires of this type per miniature circuit breaker:	B10A: 12 luminaires B16A: 20 luminaires C10A: 20 luminaires C16A: 34 luminaires
CRI (minimum):	90	Minimum dimming %:	1
Colour temperature [K]:	3000	Overvoltage protection:	2kV Common mode & 2kV Differential mode
MacAdam Step:	3	Control:	DALI-2
Life Time LED 1:	> 50,000h - L90 - B10 (Ta 25°C)		

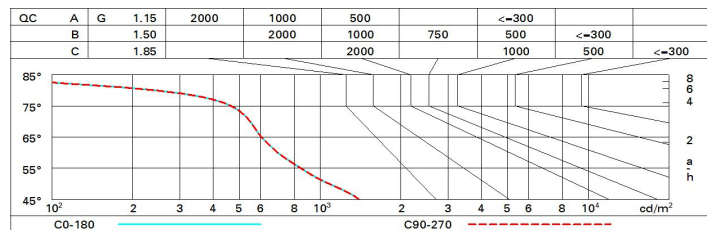
Polar



Utilisation factors

R	77	75	73	71	55	53	33	00	DRR
K0.8	51	45	41	37	44	40	40	36	51
1.0	56	50	46	43	49	45	45	41	58
1.5	62	58	54	51	56	53	53	49	70
2.0	66	62	59	57	61	58	58	54	78
2.5	68	65	63	61	64	62	61	58	82
3.0	69	67	65	63	66	64	63	60	86
4.0	71	69	67	66	68	66	65	62	89
5.0	72	70	69	68	69	68	67	64	91

Luminance curve limit



UGR diagram

Corrected UGR values (at 7700 lm bare lamp luminous flux)											
Reflect.: ceiling/cav walls work pl. Room dim x y		0.70	0.70	0.50	0.50	0.30	0.70	0.70	0.50	0.50	0.30
		0.50	0.30	0.50	0.30	0.30	0.50	0.30	0.50	0.30	0.30
		0.20	0.20	0.20	0.20	0.20	0.20	0.20	0.20	0.20	0.20
		viewed crosswise					viewed endwise				
2H	2H	11.5	12.5	11.8	12.7	13.0	11.5	12.5	11.8	12.7	13.0
	3H	12.2	13.1	12.6	13.4	13.7	11.7	12.6	12.1	12.9	13.2
	4H	12.5	13.3	12.9	13.6	13.9	11.8	12.6	12.2	12.9	13.2
	6H	12.6	13.4	13.0	13.7	14.0	11.8	12.5	12.2	12.9	13.2
	8H	12.6	13.3	13.0	13.6	14.0	11.8	12.5	12.2	12.8	13.2
	12H	12.6	13.2	13.0	13.6	14.0	11.8	12.4	12.1	12.8	13.1
4H	2H	11.8	12.6	12.2	12.9	13.2	12.5	13.3	12.9	13.6	13.9
	3H	12.7	13.4	13.1	13.8	14.1	12.9	13.6	13.3	14.0	14.3
	4H	13.1	13.7	13.5	14.1	14.5	13.1	13.7	13.5	14.1	14.5
	6H	13.3	13.8	13.7	14.2	14.6	13.2	13.7	13.6	14.1	14.5
	8H	13.2	13.7	13.7	14.1	14.6	13.2	13.7	13.6	14.1	14.5
	12H	13.2	13.6	13.7	14.1	14.5	13.2	13.6	13.6	14.0	14.5
8H	4H	13.2	13.7	13.6	14.1	14.5	13.2	13.7	13.7	14.1	14.6
	6H	13.4	13.8	13.9	14.2	14.7	13.4	13.8	13.8	14.2	14.7
	8H	13.4	13.7	13.9	14.2	14.7	13.4	13.7	13.9	14.2	14.7
	12H	13.3	13.6	13.8	14.1	14.6	13.3	13.6	13.8	14.1	14.6
12H	4H	13.2	13.6	13.6	14.0	14.5	13.2	13.6	13.7	14.1	14.5
	6H	13.4	13.7	13.8	14.2	14.7	13.3	13.7	13.8	14.1	14.6
	8H	13.3	13.6	13.8	14.1	14.6	13.3	13.6	13.8	14.1	14.6
Variations with the observer position at spacing:											
S =	1.0H	0.5 / -0.6					0.5 / -0.6				
	1.5H	0.9 / -1.4					0.9 / -1.4				
	2.0H	2.0 / -1.8					2.0 / -1.8				