

## Light Shed 14

Design iGuzzini

iGuzzini

Last information update: April 2025

### Product configuration: R946.G1

R946.G1: L=1591 mm - DALI - UP/DOWN emission - Black / dark space



### Product code

R946.G1: L=1591 mm - DALI - UP/DOWN emission - Black / dark space

### Technical description

Luminaire L = 1591 mm complete with LED lamp in neutral white colour tone 4000K. Body made of extruded painted aluminium and a thermoplastic raster with a white finish or a patented "Opti Diamond" technology, translucent textured thermoplastic raster created with a catadioptric system and no galvanic treatments. Product with high efficiency up/down emission LED, 50% up - 50% down, UGR<19 L<3000 cd/mq  $\alpha > 65^\circ$  emission, for use in environments with video monitors in compliance with EN 12464-1. The DALI driver is housed in the upper part of the luminaire. Possibility of pendant installation using kit to be ordered separately as an accessory. The luminaire can be installed individually or in a continuous line, creating an uninterrupted light line.

### Installation

Pendant installation using a kit to be ordered separately.

### Colour

Black/Black Transparent (G1)

### Weight (Kg)

5.05

### Mounting

ceiling surface

### Wiring

Product complete with DALI components. Possibility of integrating ILS components available as accessories. The electrical cables used are made of a "halogen free" material.

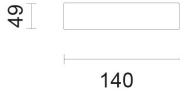
### Notes

The accessory kit for pendant installations includes a pair of end caps for individual installations.

Complies with EN60598-1 and pertinent regulations



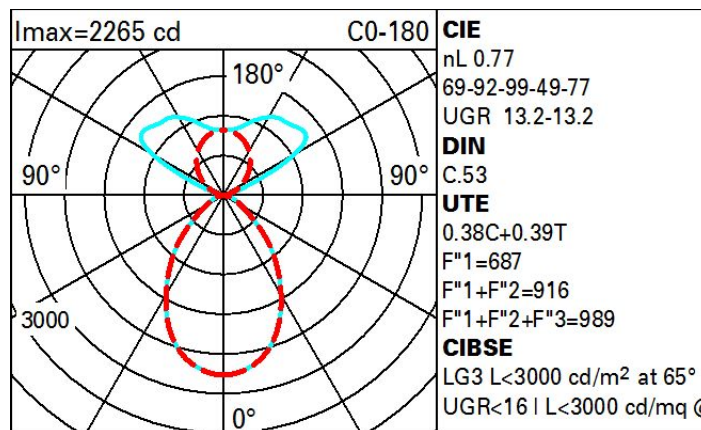
IP20



### Technical data

Im system:	7123	Voltage [Vin]:	230
W system:	47.1	Lamp code:	LED
Im source:	9250	Number of lamps for optical assembly:	1
W source:	42	ZVEI Code:	LED
Luminous efficiency (Im/W, real value):	151.2	Number of optical assemblies:	1
Im in emergency mode:	-	Power factor:	See installation instructions
Total light flux at or above an angle of 90° [Lm]:	3619	Inrush current:	10 A / - $\mu$ s
Light Output Ratio (L.O.R.) [%]:	77	Maximum number of luminaires of this type per miniature circuit breaker:	B10A: 12 luminaires B16A: 20 luminaires C10A: 20 luminaires C16A: 34 luminaires
CRI (minimum):	80	Minimum dimming %:	1
Colour temperature [K]:	4000	Overvoltage protection:	2kV Common mode & 1kV Differential mode
MacAdam Step:	3	Control:	DALI-2
Life Time LED 1:	> 50,000h - L90 - B10 (Ta 25°C)		

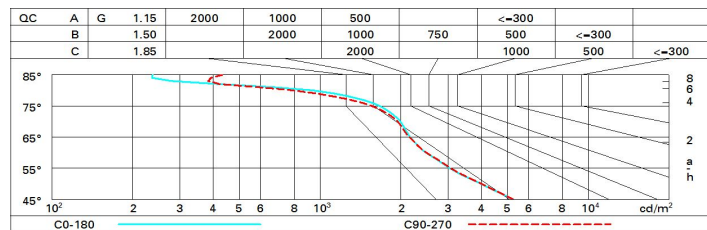
### Polar



# Utilisation factors

R	77	75	73	71	55	53	33	00	DRR
K0.8	46	39	35	32	35	31	28	21	55
1.0	50	44	40	37	39	35	31	23	62
1.5	56	51	48	45	45	42	37	28	73
2.0	60	56	53	50	49	46	40	30	80
2.5	62	59	56	54	51	49	42	32	84
3.0	63	61	58	56	53	51	44	33	87
4.0	65	63	61	59	54	53	46	34	91
5.0	66	64	63	61	56	55	47	35	93

# Luminance curve limit



# UGR diagram

Corrected UGR values (at 9250 lm bare lamp luminous flux)											
Reflect.: ceiling/cav walls work pl. Room dim x y		viewed crosswise					viewed endwise				
		0.70	0.70	0.50	0.50	0.30	0.70	0.70	0.50	0.50	0.30
		0.50	0.30	0.50	0.30	0.30	0.50	0.30	0.50	0.30	0.30
		0.20	0.20	0.20	0.20	0.20	0.20	0.20	0.20	0.20	0.20
2H	2H	12.0	12.5	12.9	13.4	14.0	12.0	12.5	12.9	13.4	14.0
	3H	12.0	13.1	13.5	14.0	15.2	12.1	12.6	13.0	13.5	14.7
	4H	12.8	13.2	13.7	14.2	15.4	12.1	12.6	13.0	13.5	14.7
	6H	12.8	13.2	13.8	14.2	15.4	12.0	12.5	13.0	13.4	14.6
	8H	12.8	13.2	13.7	14.1	15.4	12.0	12.4	13.0	13.4	14.6
	12H	12.7	13.1	13.7	14.1	15.3	11.9	12.3	12.9	13.3	14.5
4H	2H	12.1	12.6	13.1	13.5	14.7	12.7	13.2	13.6	14.1	15.3
	3H	12.9	13.3	13.9	14.2	15.5	13.0	13.4	14.0	14.3	15.6
	4H	13.2	13.5	14.2	14.5	15.8	13.1	13.4	14.1	14.4	15.7
	6H	13.3	13.6	14.3	14.6	15.9	13.2	13.5	14.2	14.5	15.8
	8H	13.2	13.5	14.3	14.5	15.8	13.2	13.4	14.2	14.4	15.7
	12H	13.2	13.4	14.2	14.4	15.8	13.1	13.3	14.1	14.4	15.7
8H	4H	13.2	13.5	14.3	14.5	15.8	13.1	13.4	14.1	14.4	15.7
	6H	13.4	13.6	14.4	14.6	16.0	13.2	13.4	14.3	14.5	15.8
	8H	13.4	13.5	14.4	14.6	15.9	13.2	13.4	14.3	14.4	15.8
	12H	13.3	13.5	14.3	14.5	15.9	13.2	13.3	14.2	14.4	15.8
12H	4H	13.2	13.4	14.2	14.4	15.8	13.0	13.3	14.1	14.3	15.6
	6H	13.4	13.5	14.4	14.6	15.9	13.2	13.3	14.2	14.4	15.7
	8H	13.3	13.5	14.4	14.5	15.9	13.2	13.3	14.2	14.4	15.7
Variations with the observer position at spacing:											
S =	1.0H	0.5 / -0.7					0.5 / -0.7				
	1.5H	1.2 / -1.5					1.2 / -1.5				
	2.0H	2.3 / -1.8					2.4 / -1.9				