

Last information update: April 2025

Product configuration: RA29.47+MY46.24

RA29.47: Adjustable (tilting) round recessed luminaire - LED - Medium - 17W 1726.4lm - 2700K - CRI 90 - Black / White
MY46.24: "Soft Lens" filter - Clear transparent

**Product code**

RA29.47: Adjustable (tilting) round recessed luminaire - LED - Medium - 17W 1726.4lm - 2700K - CRI 90 - Black / White

Technical description

Round recessed luminaire with contact frame. Adjustable version that tilts by a maximum of 30°. The main swivel body is made of die-cast aluminium with a radiant surface that guarantees optimum heat dissipation. Metallised, thermoplastic, high definition reflector - medium optic. Structure with die-cast aluminium external contact frame with a single white finish. Steel rotating parts. The ring inside the swivel body is made of thermoplastic available in a range of painted and metallised finishes. Safety glass included. Quick and easy tool free assembly. High color rendering index 2700K LED. Power unit available with a separate code no.

Installation

Recessed in a false ceiling by means of an anti-fall steel wire spring - minimum thickness of false ceiling: 1 mm - preparation hole Ø 96 mm.

Colour

Black / White (47)

Weight (Kg)

0.38

Mounting

wall recessed|ceiling recessed

Wiring

Direct current ballasts are available with a separate code no.: ON-OFF / 1-10V dimmable / DALI dimmable / Trailing Edge dimmable - the recessed fitting includes a cable and a quick-coupling connector to connect it to the connector on the ballast.

Notes

To reduce the glare caused by the internal wall of the recess when the luminaire has been rotated, a black, snap on accessory ring is available. A wide range of decorative accessories and diffusers is also available.


Complies with EN60598-1 and pertinent regulations



IP20

IP23

On the visible part of the product once installed

**Accessory code**

MY46.24: "Soft Lens" filter - Clear transparent

Technical description

Soft Lens Filter

Colour

Clear transparent (24)

Weight (Kg)

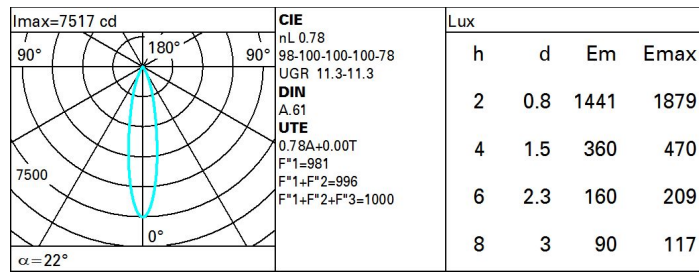
0.03

Complies with EN60598-1 and pertinent regulations

Technical data

lm system:	1622	CRI (minimum):	90
W system:	17	Colour temperature [K]:	2700
lm source:	2080	MacAdam Step:	2
W source:	17	Life Time LED 1:	> 50,000h - L90 - B10 (Ta 25°C)
Luminous efficiency (lm/W, real value):	95.4	Lamp code:	LED
lm in emergency mode:	-	Number of lamps for optical assembly:	1
Total light flux at or above an angle of 90° [Lm]:	0	ZVEI Code:	LED
Light Output Ratio (L.O.R.) [%]:	78	Number of optical assemblies:	1
Beam angle [°]:	22°	LED current [mA]:	500

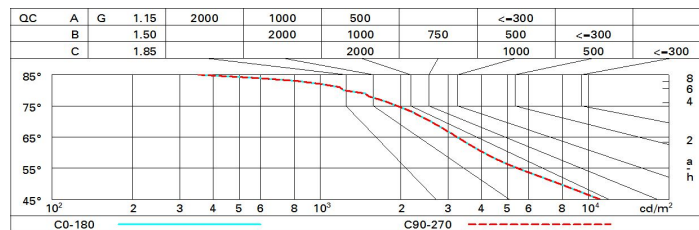
Polar



Utilisation factors

R	77	75	73	71	55	53	33	00	DRR
K0.8	70	66	63	61	65	63	63	60	77
1.0	73	70	67	65	69	67	66	64	82
1.5	77	74	72	71	73	72	71	68	88
2.0	79	77	76	75	76	75	74	72	92
2.5	81	79	78	77	78	77	76	74	95
3.0	82	81	80	79	79	79	78	76	97
4.0	83	82	82	81	81	80	79	77	99
5.0	83	83	82	82	81	81	80	78	100

Luminance curve limit



UGR diagram

Corrected UGR values (at 2080 lm bare lamp luminous flux)												
Reflect.: ceiling/cav walls work pl. Room dim x y		0.70	0.70	0.50	0.50	0.30	0.70	0.70	0.50	0.50	0.30	0.30
		0.50	0.30	0.50	0.30	0.30	0.50	0.30	0.50	0.30	0.30	0.30
		0.20	0.20	0.20	0.20	0.20	0.20	0.20	0.20	0.20	0.20	0.20
		viewed crosswise					viewed endwise					
2H	2H	11.8	13.8	12.1	14.1	14.4	11.8	13.8	12.1	14.1	14.4	
	3H	11.8	13.3	12.1	13.6	14.0	11.7	13.3	12.1	13.6	13.9	
	4H	11.8	13.1	12.1	13.4	13.7	11.7	13.0	12.0	13.3	13.7	
	6H	11.7	12.8	12.1	13.1	13.5	11.6	12.7	12.0	13.0	13.4	
	8H	11.7	12.8	12.1	13.1	13.5	11.6	12.6	12.0	13.0	13.4	
	12H	11.6	12.7	12.0	13.1	13.4	11.5	12.6	11.9	12.9	13.3	
4H	2H	11.7	13.0	12.0	13.3	13.7	11.8	13.1	12.1	13.4	13.7	
	3H	11.7	12.8	12.1	13.1	13.5	11.7	12.8	12.1	13.2	13.5	
	4H	11.7	12.7	12.1	13.1	13.5	11.7	12.7	12.1	13.1	13.5	
	6H	11.4	13.0	11.9	13.5	13.9	11.4	13.0	11.9	13.4	13.9	
	8H	11.3	13.1	11.8	13.5	14.0	11.3	13.1	11.7	13.5	14.0	
	12H	11.2	13.1	11.7	13.5	14.1	11.2	13.0	11.7	13.5	14.0	
8H	4H	11.3	13.1	11.7	13.5	14.0	11.3	13.1	11.8	13.5	14.0	
	6H	11.2	12.9	11.7	13.4	13.9	11.2	12.9	11.7	13.4	13.9	
	8H	11.2	12.7	11.7	13.2	13.8	11.2	12.7	11.7	13.2	13.8	
	12H	11.3	12.3	11.9	12.8	13.4	11.4	12.3	11.9	12.8	13.4	
12H	4H	11.2	13.0	11.7	13.5	14.0	11.2	13.1	11.7	13.5	14.1	
	6H	11.2	12.7	11.7	13.2	13.7	11.2	12.7	11.7	13.2	13.7	
	8H	11.4	12.3	11.9	12.8	13.4	11.3	12.3	11.9	12.8	13.4	
Variations with the observer position at spacing:												
S =		1.0H	4.7 / -4.3				4.7 / -4.3					
		1.5H	7.4 / -5.6				7.4 / -5.6					
		2.0H	9.3 / -6.3				9.3 / -6.3					