

Last information update: April 2025

**Product configuration: RA31.E7+MY46.24**

RA31.E7: Adjustable (tilting) round recessed luminaire - LED - Wideflood - 17W 1892.8lm - 2700K - CRI 90 - White / burnished chrome

MY46.24: "Soft Lens" filter - Clear transparent

**Product code**

RA31.E7: Adjustable (tilting) round recessed luminaire - LED - Wideflood - 17W 1892.8lm - 2700K - CRI 90 - White / burnished chrome

**Technical description**

Round recessed luminaire with contact frame. Adjustable version that tilts by a maximum of 30°. The main swivel body is made of die-cast aluminium with a radiant surface that guarantees optimum heat dissipation. Metallised, thermoplastic, high definition reflector - wideflood optic. Structure with die-cast aluminium external contact frame with a single white finish. Steel rotating parts. The ring inside the swivel body is made of thermoplastic available in a range of painted and metallised finishes. Safety glass included. Quick and easy tool free assembly. High color rendering index 2700K LED. Power unit available with a separate code no.

**Installation**

Recessed in a false ceiling by means of an anti-fall steel wire spring - minimum thickness of false ceiling: 1 mm - preparation hole Ø 96 mm.

**Colour**

White / burnished chrome (E7)\*

**Weight (Kg)**

0.38

\* Colours on request

**Mounting**

wall recessed/ceiling recessed

**Wiring**

Direct current ballasts are available with a separate code no.: ON-OFF / 1-10V dimmable / DALI dimmable / Trailing Edge dimmable - the recessed fitting includes a cable and a quick-coupling connector to connect it to the connector on the ballast.

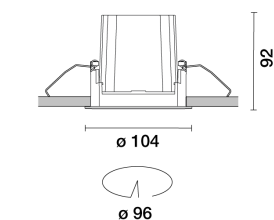
**Notes**

To reduce the glare caused by the internal wall of the recess when the luminaire has been rotated, a black, snap on accessory ring is available. A wide range of decorative accessories and diffusers is also available.

Complies with EN60598-1 and pertinent regulations



On the visible part of the product once installed

**Accessory code**

MY46.24: "Soft Lens" filter - Clear transparent

**Technical description**

Soft Lens Filter

**Colour**

Clear transparent (24)

**Weight (Kg)**

0.03

Complies with EN60598-1 and pertinent regulations

**Technical data**

lm system: 1789

W system: 17

lm source: 2080

W source: 17

Luminous efficiency (lm/W, real value): 105.2

lm in emergency mode: -

Total light flux at or above an angle of 90° [Lm]: 0

Light Output Ratio (L.O.R.) [%]: 86

Beam angle [°]: 54°

CRI (minimum): 90

Colour temperature [K]: 2700

MacAdam Step: 2

Life Time LED 1: &gt; 50,000h - L90 - B10 (Ta 25°C)

Lamp code: LED

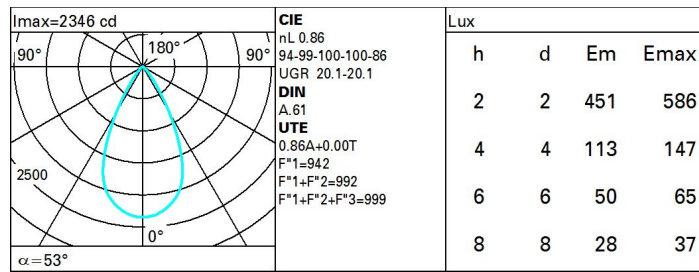
Number of lamps for optical assembly: 1

ZVEI Code: LED

Number of optical assemblies: 1

LED current [mA]: 500

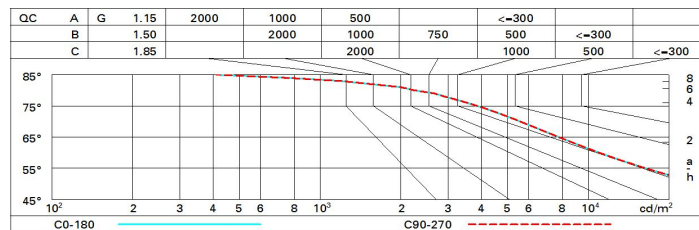
# Polar



## Utilisation factors

R	77	75	73	71	55	53	33	00	DRR
K0.8	75	71	68	65	70	67	67	64	74
1.0	79	75	72	70	74	72	71	68	79
1.5	84	81	78	76	80	78	77	74	86
2.0	87	84	83	81	83	82	81	78	91
2.5	88	87	85	84	85	84	83	81	94
3.0	90	88	87	86	87	86	85	83	96
4.0	91	90	89	88	88	88	86	84	98
5.0	91	91	90	90	89	89	87	85	99

## Luminance curve limit



# UGR diagram

Corrected UGR values (at 2080 lm bare lamp luminous flux)												
Reflect.: ceiling/cav walls work pl. Room dim x y		0.70	0.70	0.50	0.50	0.30	0.70	0.70	0.50	0.50	0.30	0.30
		0.50	0.30	0.50	0.30	0.30	0.50	0.30	0.50	0.30	0.30	0.30
		0.20	0.20	0.20	0.20	0.20	0.20	0.20	0.20	0.20	0.20	0.20
		viewed crosswise					viewed endwise					
2H	2H	20.5	21.1	20.7	21.3	21.6	20.5	21.1	20.7	21.3	21.6	
	3H	20.4	21.0	20.7	21.2	21.5	20.4	20.9	20.7	21.2	21.5	
	4H	20.3	20.9	20.7	21.2	21.5	20.3	20.8	20.6	21.1	21.4	
	6H	20.3	20.8	20.6	21.1	21.4	20.2	20.7	20.6	21.0	21.4	
	8H	20.2	20.7	20.6	21.0	21.4	20.2	20.7	20.6	21.0	21.3	
	12H	20.2	20.6	20.6	21.0	21.3	20.2	20.6	20.5	21.0	21.3	
4H	2H	20.3	20.8	20.6	21.1	21.4	20.3	20.9	20.7	21.2	21.5	
	3H	20.2	20.7	20.6	21.0	21.4	20.2	20.7	20.6	21.0	21.4	
	4H	20.2	20.6	20.6	20.9	21.3	20.2	20.6	20.6	20.9	21.3	
	6H	20.1	20.5	20.5	20.9	21.3	20.1	20.5	20.5	20.9	21.3	
	8H	20.1	20.4	20.5	20.8	21.2	20.1	20.4	20.5	20.8	21.2	
	12H	20.0	20.3	20.5	20.7	21.2	20.0	20.3	20.5	20.7	21.2	
8H	4H	20.1	20.4	20.5	20.8	21.2	20.1	20.4	20.5	20.8	21.2	
	6H	20.0	20.3	20.5	20.7	21.2	20.0	20.3	20.5	20.7	21.2	
	8H	19.9	20.2	20.4	20.6	21.1	19.9	20.2	20.4	20.6	21.1	
	12H	19.9	20.1	20.4	20.6	21.1	19.9	20.1	20.4	20.6	21.1	
12H	4H	20.0	20.3	20.5	20.7	21.2	20.0	20.3	20.5	20.7	21.2	
	6H	19.9	20.2	20.4	20.6	21.1	19.9	20.2	20.4	20.6	21.1	
	8H	19.9	20.1	20.4	20.6	21.1	19.9	20.1	20.4	20.6	21.1	
Variations with the observer position at spacing:												
S =		1.0H	4.4 / -6.1				4.4 / -6.1					
		1.5H	7.0 / -8.2				7.0 / -8.2					
		2.0H	9.0 / -9.4				9.0 / -9.4					