

## Laser Blade XS

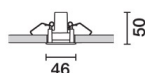

Design iGuzzini

iGuzzini

Last information update: May 2025

### Product configuration: RA68

RA68: Frame 4 cells - Wideflood beam - LED



### Product code

RA68: Frame 4 cells - Wideflood beam - LED

### Technical description

Square miniaturised recessed luminaire with 4 optical elements for LED lamps - fixed optics. Despite the ultracompact size of the product, the patented technology of the optic system guarantees an efficient flow and a high level of visual comfort. Main body with die-cast aluminium radiant surface, version with perimeter surface frame. Metallised, thermoplastic, high definition Opti Beam reflectors, integrated in a set-back position in the anti-glare screen. Ballast not included, available with separate code.

### Installation

Recessed with steel wire springs for false ceilings from 1 to 25 mm thick - preparation hole 42 x 42.

### Colour

White (01) | Black / Black (43) | Black / White (47) | White/Gold (41)\* | Grey / Black (74)\* | White / burnished chrome (E7)\*

### Weight (Kg)

0.11

\* Colours on request

### Mounting

wall recessed|ceiling recessed

### Wiring

Direct current ballasts to be ordered separately: ON-OFF - code no. MXF9 (min 1 / max 2); dimmable DALI - code no. BZM4 (min 1 / max 5) - check the instruction sheet for the lengths and compatible cross-sections of the cables to be used.

Complies with EN60598-1 and pertinent regulations



IP20

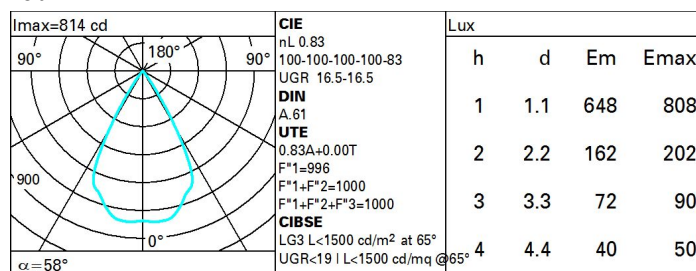
IP23



### Technical data

Im system:	639	CRI (minimum):	90
W system:	7.9	Colour temperature [K]:	3500
Im source:	770	MacAdam Step:	2
W source:	7.9	Life Time LED 1:	> 50,000h - L80 - B10 (Ta 25°C)
Luminous efficiency (Im/W, real value):	80.9	Lamp code:	LED
Im in emergency mode:	-	Number of lamps for optical assembly:	1
Total light flux at or above an angle of 90° [Lm]:	0	ZVEI Code:	LED
Light Output Ratio (L.O.R.) [%]:	83	Number of optical assemblies:	1
Beam angle [°]:	58°	LED current [mA]:	700

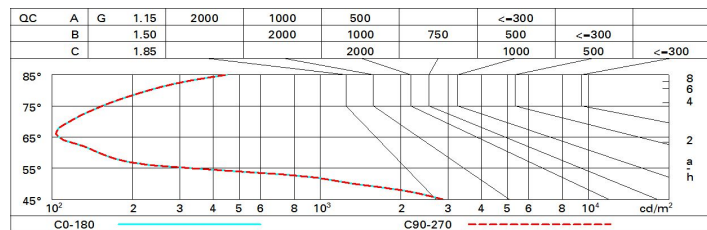
### Polar



# Utilisation factors

R	77	75	73	71	55	53	33	00	DRR
K0.8	75	71	68	66	70	68	68	65	78
1.0	78	75	72	70	74	72	71	69	83
1.5	82	79	77	76	78	77	76	73	89
2.0	85	83	81	80	82	80	79	77	93
2.5	86	85	84	83	84	83	82	79	96
3.0	87	86	85	85	85	84	83	81	98
4.0	88	87	87	86	86	86	84	82	99
5.0	89	88	88	88	87	86	85	83	100

# Luminance curve limit



# UGR diagram

Corrected UGR values (at 770 lm bare lamp luminous flux)											
Reflect.: ceiling walls work pl. Room dim x y		0.70	0.70	0.50	0.50	0.30	0.70	0.70	0.50	0.50	0.30
		0.50	0.30	0.50	0.30	0.30	0.50	0.30	0.50	0.30	0.30
		0.20	0.20	0.20	0.20	0.20	0.20	0.20	0.20	0.20	0.20
		viewed crosswise					viewed endwise				
2H	2H	17.1	17.7	17.4	17.9	18.2	17.1	17.7	17.4	17.9	18.2
	3H	17.0	17.5	17.3	17.8	18.0	17.0	17.5	17.3	17.8	18.0
	4H	16.9	17.4	17.2	17.7	18.0	16.9	17.4	17.2	17.7	18.0
	6H	16.8	17.3	17.2	17.6	17.9	16.8	17.3	17.2	17.6	17.9
	8H	16.8	17.2	17.1	17.5	17.9	16.8	17.2	17.1	17.5	17.9
	12H	16.7	17.2	17.1	17.5	17.8	16.7	17.2	17.1	17.5	17.8
4H	2H	16.9	17.4	17.2	17.7	18.0	16.9	17.4	17.2	17.7	18.0
	3H	16.7	17.2	17.1	17.5	17.8	16.7	17.2	17.1	17.5	17.8
	4H	16.6	17.0	17.0	17.4	17.8	16.6	17.0	17.0	17.4	17.8
	6H	16.6	16.9	17.0	17.3	17.7	16.6	16.9	17.0	17.3	17.7
	8H	16.5	16.8	17.0	17.2	17.7	16.5	16.8	17.0	17.2	17.7
	12H	16.5	16.7	16.9	17.2	17.6	16.5	16.7	16.9	17.2	17.6
8H	4H	16.5	16.8	17.0	17.2	17.7	16.5	16.8	17.0	17.2	17.7
	6H	16.4	16.7	16.9	17.1	17.6	16.4	16.7	16.9	17.1	17.6
	8H	16.4	16.6	16.8	17.0	17.5	16.4	16.6	16.8	17.0	17.5
	12H	16.3	16.5	16.8	17.0	17.5	16.3	16.5	16.8	17.0	17.5
12H	4H	16.5	16.7	16.9	17.2	17.6	16.5	16.7	16.9	17.2	17.6
	6H	16.4	16.6	16.8	17.0	17.5	16.4	16.6	16.8	17.0	17.5
	8H	16.3	16.5	16.8	17.0	17.5	16.3	16.5	16.8	17.0	17.5
Variations with the observer position at spacing:											
S =	1.0H	6.5 / -24.9					6.5 / -24.9				
	1.5H	9.4 / -25.6					9.4 / -25.6				
	2.0H	11.4 / -25.8					11.4 / -25.8				