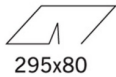
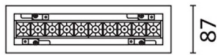
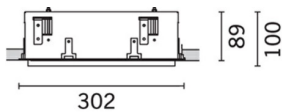


Last information update: April 2025

Product configuration: RB88

RB88: Adjustable 10 - cell Recessed frame - LED Neutral white - DALI dimmable power supply - Spot Beam

**Product code**

RB88: Adjustable 10 - cell Recessed frame - LED Neutral white - DALI dimmable power supply - Spot Beam

Technical description

Recessed rectangular luminaire with LEDs. Shaped steel sheet structural compartment with outer rim. The 10 lighting cells linear body, in die-cast aluminium, can be used to direct the emission with a tilting adjustability of +/- 30°. Metallised thermoplastic high definition optics, integrated in a rear position in the black anti-glare screen; the structure of the optical system prevents a pinpoint effect, allowing precise, circular light distribution and emission with controlled luminance. Supplied with DALI dimmable control gear connected to the luminaire. Neutral white LED.

Installation

recessed with mechanical blocking system for false ceilings from 1 to 25 mm; can be installed on ceilings and walls (vertical + horizontal) - preparation slot 80 x 295

Colour

Black / Black (43) | Black / White (47) | Grey / Black (74)*

Weight (Kg)

1.52

* Colours on request

Mounting

wall recessed|ceiling recessed

Wiring

on power box: screw connections

Notes

dimming function with pushbutton (TOUCH DIM/PUSH): for this option consult the instructions included in the package

Complies with EN60598-1 and pertinent regulations



IP20

**Technical data**

lm system:	1845.0	CRI:	90
W system:	23.2	Colour temperature [K]:	3500
lm source:	2250	MacAdam Step:	3
W source:	20	Life Time LED 1:	> 50,000h - L90 - B10 (Ta 25C)
Luminous efficiency (lm/W, real value):	79.53	Lamp code:	LED
lm in emergency mode:	-	Number of lamps for optical assembly:	1
Total light flux at or above an angle of 90° [Lm]:	0.0	ZVEI Code:	LED
Light Output Ratio (L.O.R.) [%]:	82	Number of optical assemblies:	1
Beam angle [°]:	14°	Control:	DALI-2