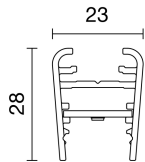



Last information update: June 2025

Product configuration: RH47.01+PF43.P0

RH47.01: DownLight emission module - Frameless - L= 1824 - 48Vdc (PWM) - General Light – with no screen – Warm White - 35.6W 747.5lm - 2700K - CRI 90 - White

PF43.P0: Roll screen for continuous line solutions - L=7m - Satin smoke

**Product code**

RH47.01: DownLight emission module - Frameless - L= 1824 - 48Vdc (PWM) - General Light – with no screen – Warm White - 35.6W 747.5lm - 2700K - CRI 90 - White

Technical description

Direct emission linear modular lighting system with Warm White CRI90 monochrome LED lamps. General Light (High Output) luminaire with methacrylate diffusing screen (to be ordered separately) available in a microtextured Opal or Smoked version. Complete with 48Vdc Mid-Power Led circuit and PWM control system. Frameless version with extruded aluminium profile; Modular luminaire that can be positioned freely as it rotates 360° around its own axis (See the instruction sheet for the accessories to be used). Modular system with no screen designed to create a continuous line to be completed with the relevant accessories and a roll screen available in various lengths (to be ordered separately).

Installation

Pendant or surface-mounted using suitable accessories to be ordered separately.

Colour

White (01)

Weight (Kg)

0.95

Wiring

Connection with quick coupling input and output connectors. The module is designed to use suitable Led Strips (Up Light emission) to be ordered separately. Power supply unit (48V) to be ordered separately as specified in the instruction sheet. Available in an ON-OFF, DALI and BLE version.

Complies with EN60598-1 and pertinent regulations

**Accessory code**

PF43.P0: Roll screen for continuous line solutions - L=7m - Satin smoke

Technical description

Roll screen for continuous line solutions - L=7m

Colour

Satin smoke (P0)

Complies with EN60598-1 and pertinent regulations

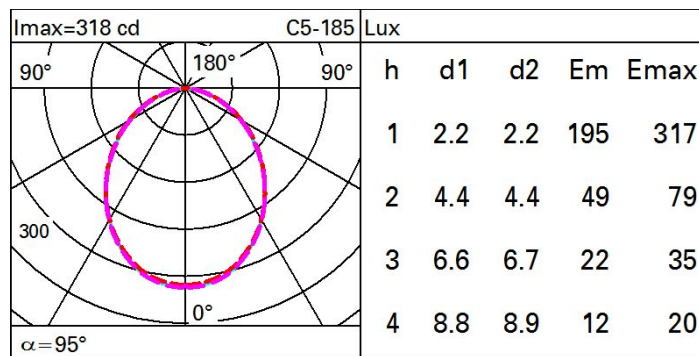
IP20



Technical data

Im system:	747	Colour temperature [K]:	2700
W system:	35.6	MacAdam Step:	3
Im source:	4530	Life Time LED 1:	> 50,000h - L90 - B10 (Ta 25°C)
W source:	29	Voltage [Vin]:	48
Luminous efficiency (Im/W, 21 real value):		Lamp code:	LED
Im in emergency mode:	-	Number of lamps for optical assembly:	1
Total light flux at or above an angle of 90° [Lm]:	0	ZVEI Code:	LED
Light Output Ratio (L.O.R.) [%]:	17	Number of optical assemblies:	1
CRI (minimum):	90	LED current [mA]:	45
Rf (Colour Fidelity Index):	91	Control:	PWM
Rg (Gamut Index):	100		

Polar



Isolux

