


Last information update: April 2025

**Product configuration: RL81.39**

RL81.39: Ø 163 - 3500K - CRI 90 - UGR&lt;19 - White / Aluminium

**Product code**

RL81.39: Ø 163 - 3500K - CRI 90 - UGR&lt;19 - White / Aluminium

**Technical description**

Round fixed luminaire designed to use LED lamps with C.o.B. technology. Version with rim for surface-mounting. Reflector vacuum-metallised with aluminium vapours with an anti-scratch protective layer. Dissipater made of painted grey die-cast aluminium. Product complete with LED lamp in warm white colour tone (3500K) and microfilm that is able to guarantee a light beam of UGR<19 L<3000 cd/m<sup>2</sup>, which is ideal for environments with video terminals.

**Installation**

Recessed using torsion springs which allow easy installation in false ceilings with thicknesses ranging from 1 mm to 20 mm.

**Colour**

White / Aluminium (39)

**Weight (Kg)**

0.68

**Mounting**

ceiling surface

**Wiring**

Product complete with DALI components

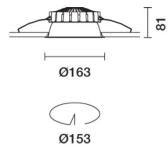
Complies with EN60598-1 and pertinent regulations



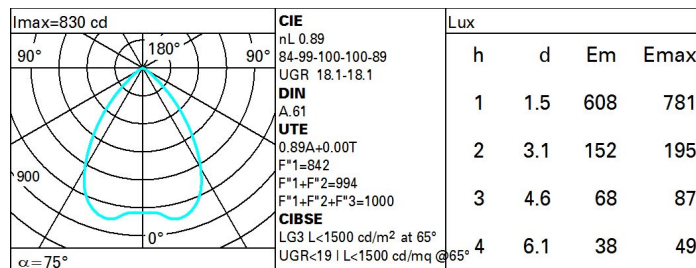
IP20

IP54

On the visible part of the product once installed

**Technical data**

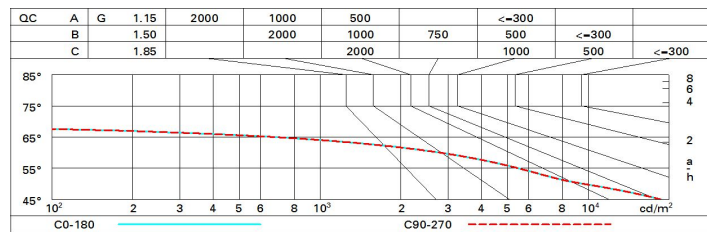
lm system:	1157	Colour temperature [K]:	3500
W system:	10.3	MacAdam Step:	2
lm source:	1300	Life Time LED 1:	> 50,000h - L90 - B10 (Ta 25°C)
W source:	8.3	Lamp code:	LED
Luminous efficiency (lm/W, real value):	112.3	Number of lamps for optical assembly:	1
lm in emergency mode:	-	ZVEI Code:	LED
Total light flux at or above an angle of 90° [Lm]:	0	Number of optical assemblies:	1
Light Output Ratio (L.O.R.) [%]:	89	Control:	DALI-2
CRI (minimum):	90		

**Polar**

# Utilisation factors

R	77	75	73	71	55	53	33	00	DRR
K0.8	74	68	64	61	67	64	63	59	67
1.0	79	73	70	67	72	69	69	65	73
1.5	85	81	78	75	80	77	76	73	82
2.0	88	85	83	81	84	82	81	78	88
2.5	90	88	86	85	87	85	84	81	91
3.0	92	90	88	87	88	87	86	83	93
4.0	93	91	90	89	90	89	88	85	95
5.0	94	92	91	91	91	90	88	86	96

# Luminance curve limit



# UGR diagram

Corrected UGR values (at 1300 lm bare lamp luminous flux)											
Reflect.: ceiling/cav walls work pl. Room dim x y		viewed crosswise					viewed endwise				
		0.70	0.70	0.50	0.50	0.30	0.70	0.70	0.50	0.50	0.30
		0.50	0.30	0.50	0.30	0.30	0.50	0.30	0.50	0.30	0.30
		0.20	0.20	0.20	0.20	0.20	0.20	0.20	0.20	0.20	0.20
2H	2H	18.6	19.4	18.9	19.6	19.9	18.6	19.4	18.9	19.6	19.9
	3H	18.5	19.2	18.8	19.4	19.7	18.5	19.2	18.9	19.5	19.8
	4H	18.4	19.0	18.8	19.3	19.6	18.5	19.1	18.8	19.4	19.7
	6H	18.3	18.9	18.7	19.2	19.6	18.4	19.0	18.7	19.3	19.6
	8H	18.3	18.9	18.7	19.2	19.5	18.4	18.9	18.7	19.2	19.6
	12H	18.3	18.8	18.6	19.1	19.5	18.3	18.8	18.7	19.2	19.5
4H	2H	18.5	19.1	18.8	19.4	19.7	18.4	19.0	18.8	19.3	19.6
	3H	18.3	18.8	18.7	19.2	19.5	18.3	18.8	18.7	19.2	19.5
	4H	18.2	18.7	18.6	19.1	19.4	18.2	18.7	18.6	19.1	19.4
	6H	18.1	18.5	18.6	18.9	19.4	18.1	18.5	18.6	18.9	19.4
	8H	18.1	18.5	18.5	18.9	19.3	18.1	18.5	18.5	18.9	19.3
	12H	18.0	18.4	18.5	18.8	19.3	18.0	18.4	18.5	18.8	19.3
8H	4H	18.1	18.5	18.5	18.9	19.3	18.1	18.5	18.5	18.9	19.3
	6H	18.0	18.3	18.5	18.8	19.2	18.0	18.3	18.5	18.8	19.2
	8H	18.0	18.2	18.4	18.7	19.2	18.0	18.2	18.4	18.7	19.2
	12H	17.9	18.1	18.4	18.6	19.1	17.9	18.1	18.4	18.6	19.1
12H	4H	18.0	18.4	18.5	18.8	19.3	18.0	18.4	18.5	18.8	19.3
	6H	18.0	18.2	18.4	18.7	19.2	18.0	18.2	18.4	18.7	19.2
	8H	17.9	18.1	18.4	18.6	19.1	17.9	18.1	18.4	18.6	19.1
Variations with the observer position at spacing:											
S =	1.0H	2.4 / -5.9					2.4 / -5.9				
	1.5H	4.6 / -13.0					4.6 / -13.0				
	2.0H	6.6 / -33.9					6.6 / -33.9				