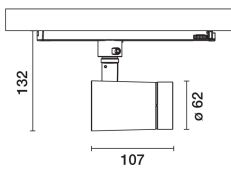



Last information update: March 2025

**Product configuration: RQ38**

RQ38: Ø62mm body - BLE Casambi - Flood optic



**Product code**

RQ38: Ø62mm body - BLE Casambi - Flood optic

**Technical description**

Adjustable spotlight with adapter for installation on an electrified track. High chromatic yield LED lamp (CRI97) with 3000K tone and OptiBeam Lens optic system and Flood optic. Luminaire made of die-cast aluminium and thermoplastic material that allows a 360° rotation about the vertical axis and 90° tilting relative to the horizontal plane with mechanical aiming locks. Passive heat dissipation. Spotlight with "Push&Go" system designed to hold up to three flat accessories at the same time. The same system can also be used to apply another external component selected from the directional flaps and anti-glare screen. All internal accessories rotate 360° about the spotlight longitudinal axis. Body complete with dimmable power supply unit and Casambi protocol positioned inside the product track adapter. The components used allow the products to be controlled with the Casambi system app and components, enabling on-off, dimming and scene recall functions and allowing multiple luminaires to operate in a Casambi mesh network. 2.4 GHz bluetooth frequency. The app is available on the Apple Store and Google Play Store. Integrated Beacon that can be activated via an app (iBeacon) that enables smart functions for third party applications and the Jiminy Push Notification app.

**Installation**

Installation on an electrified track.

**Colour**

White (01) | Black (04)

**Weight (Kg)**

0.51

**Mounting**

three circuit track|wall surface|three circuit track pendant|ceiling surface

**Notes**

Max distance between product and product 8 m.

The maximum distance is affected by physical obstacles, like walls, metal panels and the layout of the system.

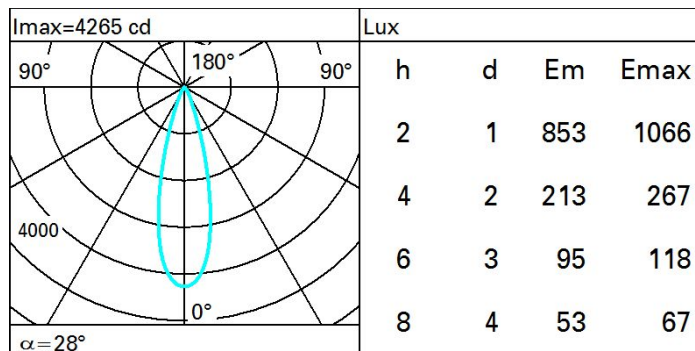
Complies with EN60598-1 and pertinent regulations



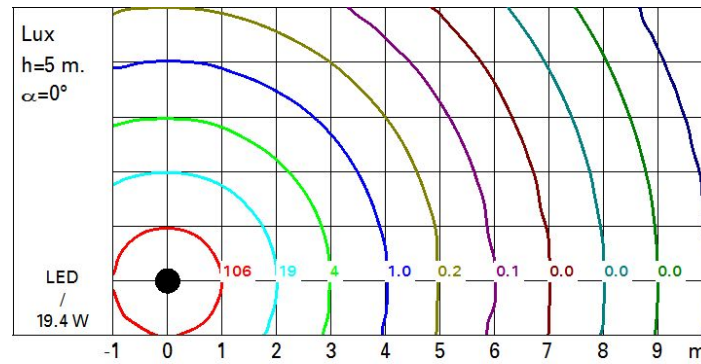
**Technical data**

Im system:	1131	MacAdam Step:	2
W system:	19.4	Life Time LED 1:	> 50,000h - L90 - B10 (Ta 25°C)
Im source:	1450	Lamp code:	LED
W source:	17	Number of lamps for optical assembly:	1
Luminous efficiency (lm/W, real value):	58.3	ZVEI Code:	LED
Im in emergency mode:	-	Number of optical assemblies:	1
Total light flux at or above an angle of 90° [Lm]:	0	Power factor:	See installation instructions
Light Output Ratio (L.O.R.) [%]:	78	Inrush current:	5 A / 50 µs
Beam angle [°]:	28°	Maximum number of luminaires of this type per miniature circuit breaker:	B10A: 31 luminaires B16A: 50 luminaires C10A: 52 luminaires C16A: 85 luminaires
CRI (minimum):	97	Overvoltage protection:	4kV Common mode & 2kV Differential mode
Colour temperature [K]:	3000	Control:	Casambi

**Polar**



### Isolux



### UGR diagram

Corrected UGR values (at 1450 lm bare lamp luminous flux)											
Reflect.:		viewed crosswise					viewed endwise				
ceiling/cav		0.70	0.70	0.50	0.50	0.30	0.70	0.70	0.50	0.50	0.30
walls		0.50	0.30	0.50	0.30	0.30	0.50	0.30	0.50	0.30	0.30
work pl.		0.20	0.20	0.20	0.20	0.20	0.20	0.20	0.20	0.20	0.20
Room dim		x					y				
2H	2H	14.1	16.1	14.4	16.4	16.7	14.1	16.1	14.4	16.4	16.7
	3H	13.9	15.5	14.3	15.8	16.2	13.9	15.5	14.3	15.8	16.2
	4H	13.9	15.2	14.3	15.5	15.9	13.9	15.2	14.3	15.5	15.9
	6H	13.8	14.9	14.2	15.2	15.6	13.8	14.9	14.2	15.2	15.6
	8H	13.8	14.8	14.2	15.2	15.5	13.8	14.8	14.2	15.2	15.5
	12H	13.7	14.8	14.1	15.1	15.5	13.7	14.7	14.1	15.1	15.5
4H	2H	13.9	15.2	14.3	15.5	15.9	13.9	15.2	14.3	15.5	15.9
	3H	13.8	14.8	14.2	15.1	15.5	13.8	14.8	14.2	15.1	15.5
	4H	13.7	14.6	14.1	15.0	15.4	13.7	14.6	14.1	15.0	15.4
	6H	13.3	14.9	13.8	15.3	15.8	13.3	14.9	13.8	15.3	15.8
	8H	13.2	15.0	13.7	15.4	15.9	13.2	15.0	13.7	15.4	15.9
	12H	13.1	15.0	13.6	15.4	16.0	13.1	15.0	13.6	15.4	16.0
8H	4H	13.2	15.0	13.7	15.4	15.9	13.2	15.0	13.7	15.4	15.9
	6H	13.1	14.8	13.6	15.3	15.8	13.1	14.8	13.6	15.3	15.8
	8H	13.0	14.6	13.6	15.1	15.6	13.0	14.6	13.6	15.1	15.6
	12H	13.2	14.2	13.7	14.7	15.3	13.2	14.2	13.7	14.7	15.3
12H	4H	13.1	15.0	13.6	15.4	16.0	13.1	15.0	13.6	15.4	16.0
	6H	13.0	14.6	13.6	15.1	15.6	13.0	14.6	13.6	15.1	15.6
	8H	13.2	14.2	13.7	14.7	15.3	13.2	14.2	13.7	14.7	15.3
Variations with the observer position at spacing:											
S =		1.0H	5.0	/ -8.7				5.0	/ -8.7		
		1.5H	7.8	/ -10.9				7.8	/ -10.9		
		2.0H	9.8	/ -12.5				9.8	/ -12.5		