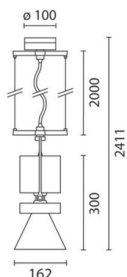


Last information update: July 2024

Product configuration: RR71

RR71: Pendant, track-mounted system - Large body spotlight - warm white - DALI - FLOOD

**Product code**

RR71: Pendant, track-mounted system - Large body spotlight - warm white - DALI - FLOOD

Technical description

Pendant luminaire with an adapter for installation on an electrified DALI track. High yield LED lamp with high color rendering index. Adjustable pendant spotlight made of die-cast aluminium and thermoplastic material. Balanced pendant system with double steel cable - L max 2000 mm - and adjustment system. Fitted with mechanical aiming locks, so rotation and tilting movements can be locked in position to ensure efficient light aiming even after the original installation or during maintenance. The optical assembly is equipped with an accessory holding ring designed to contain a flat accessory. Another external component can also be applied - asymmetric screen / directional flaps; the external accessories can rotate freely about the spotlight longitudinal axis. DALI dimmable power supply unit integrated in the spotlight body.

Installation

Installation on an electrified track - pendant cables L max 2000.

Colour

White (01) | Grey / Black (74)

Weight (Kg)

0.98

Mounting

dali track

Wiring

Integrated DALI dimmer power supply unit.

Complies with EN60598-1 and pertinent regulations

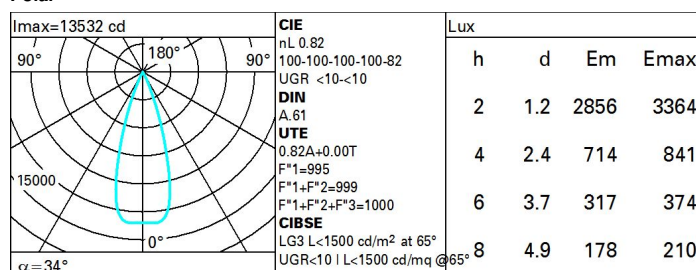


850°C

IP20

**Technical data**

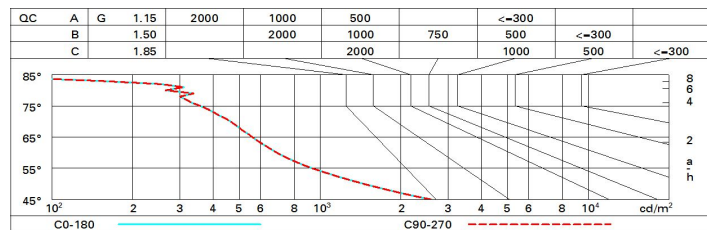
Im system:	4305	Life Time LED 1:	> 50,000h - L90 - B10 (Ta 25°C)
W system:	43.4	Lamp code:	LED
Im source:	5250	Number of lamps for optical assembly:	1
W source:	39	ZVEI Code:	LED
Luminous efficiency (lm/W, real value):	99.2	Number of optical assemblies:	1
Im in emergency mode:	-	Power factor:	See installation instructions
Total light flux at or above an angle of 90° [Lm]:	0	Inrush current:	5 A / 50 µs
Light Output Ratio (L.O.R.) [%]:	82	Maximum number of luminaires of this type per miniature circuit breaker:	B10A: 31 luminaires B16A: 50 luminaires C10A: 52 luminaires C16A: 85 luminaires
Beam angle [°]:	34°	Minimum dimming %:	1
CRI (minimum):	90	Overvoltage protection:	2kV Common mode & 2kV Differential mode
Colour temperature [K]:	3000	Control:	DALI-2
MacAdam Step:	2		

Polar

Utilisation factors

R	77	75	73	71	55	53	33	00	DRR
K0.8	74	70	67	65	69	67	67	64	78
1.0	77	74	71	69	73	71	70	68	83
1.5	81	78	76	75	78	76	75	73	88
2.0	84	82	80	79	81	79	78	76	93
2.5	85	84	83	82	83	81	81	78	96
3.0	86	85	84	84	84	83	82	80	98
4.0	87	86	86	85	85	85	83	81	99
5.0	88	87	87	86	86	85	84	82	100

Luminance curve limit



UGR diagram

Corrected UGR values (at 5250 lm bare lamp luminous flux)											
Reflect.: ceiling/cav walls work pl. Room dim x y		0.70	0.70	0.50	0.50	0.30	0.70	0.70	0.50	0.50	0.30
		0.50	0.30	0.50	0.30	0.30	0.50	0.30	0.50	0.30	0.30
		0.20	0.20	0.20	0.20	0.20	0.20	0.20	0.20	0.20	0.20
		viewed crosswise					viewed endwise				
2H	2H	1.6	2.1	1.9	2.4	2.6	1.6	2.1	1.9	2.4	2.6
	3H	1.6	2.1	1.9	2.3	2.6	1.6	2.0	1.9	2.3	2.6
	4H	1.6	2.0	1.9	2.3	2.6	1.5	1.9	1.8	2.2	2.5
	6H	1.5	1.9	1.9	2.2	2.6	1.4	1.8	1.8	2.1	2.5
	8H	1.5	1.9	1.9	2.2	2.6	1.4	1.8	1.8	2.1	2.4
12H	1.5	1.8	1.9	2.2	2.5	1.4	1.7	1.7	2.1	2.4	
4H	2H	1.5	1.9	1.8	2.2	2.5	1.6	2.0	1.9	2.3	2.6
	3H	1.5	1.9	1.9	2.2	2.6	1.5	1.9	1.9	2.2	2.6
	4H	1.5	1.8	1.9	2.2	2.6	1.5	1.8	1.9	2.2	2.6
	6H	1.5	1.7	1.9	2.1	2.6	1.4	1.7	1.9	2.1	2.5
	8H	1.4	1.7	1.9	2.1	2.5	1.4	1.7	1.8	2.1	2.5
12H	1.4	1.6	1.8	2.0	2.5	1.4	1.6	1.8	2.0	2.5	
8H	4H	1.4	1.7	1.8	2.1	2.5	1.4	1.7	1.9	2.1	2.5
	6H	1.4	1.6	1.8	2.0	2.5	1.4	1.6	1.9	2.0	2.5
	8H	1.3	1.5	1.8	2.0	2.5	1.3	1.5	1.8	2.0	2.5
	12H	1.3	1.5	1.8	1.9	2.5	1.3	1.5	1.8	1.9	2.5
12H	4H	1.4	1.6	1.8	2.0	2.5	1.4	1.6	1.8	2.0	2.5
	6H	1.3	1.5	1.8	2.0	2.5	1.3	1.5	1.8	2.0	2.5
	8H	1.3	1.5	1.8	1.9	2.5	1.3	1.5	1.8	1.9	2.5
Variations with the observer position at spacing:											
S =	1.0H	4.1 / -5.1					4.1 / -5.1				
	1.5H	0.7 / -0.3					0.7 / -0.3				
	2.0H	0.7 / -0.9					0.7 / -0.9				