



PALCO IN-OUT

(accessories)

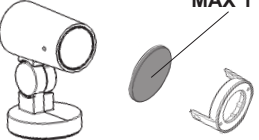
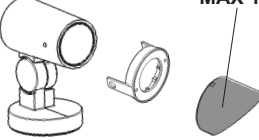

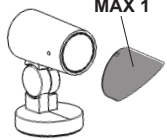














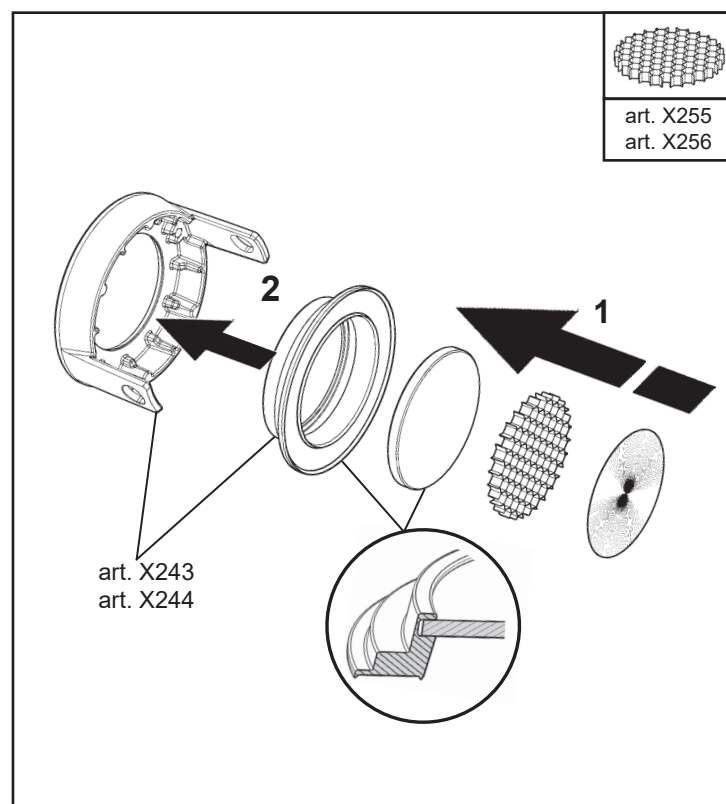
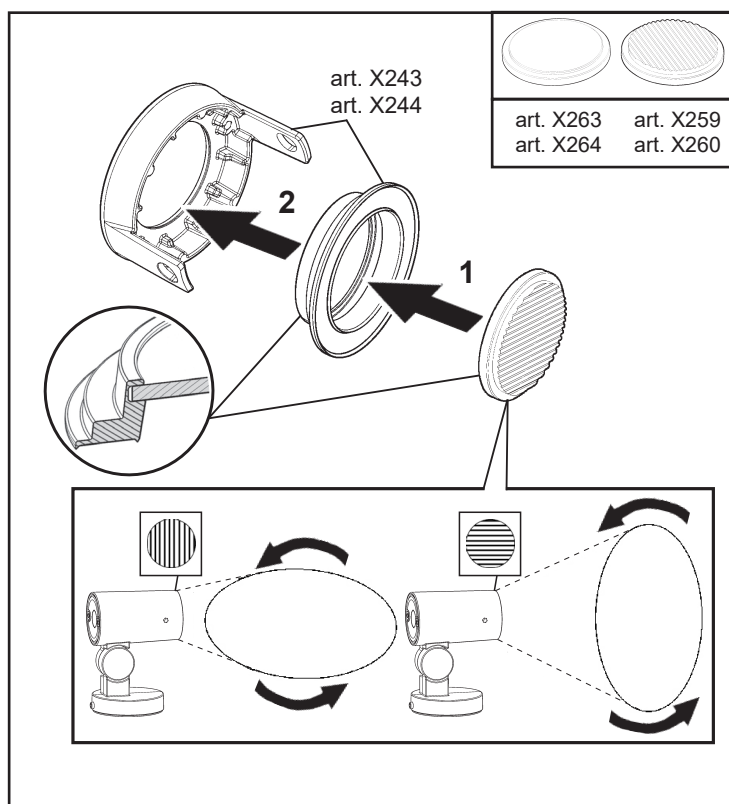
Ø 30 mm Ø 49 mm



- IT Attenzione:**
La sicurezza dell'apparecchio e' garantita solo con l'uso appropriato delle seguenti istruzioni; pertanto e' necessario conservarle.
- EN Warning:**
The safety of this fixture is guaranteed only if you comply with these instructions; remember to conserve in a safe place.
- FR Attention:**
La sécurité de l'appareil n'est garantie qu'en cas d'utilisation correcte des instructions suivantes; il faut par conséquent les conserver.
- DE Achtung:**
Die sicherheit des gerätes wird nur durch sachgemässe befolgung nachstehender anweisungen gewährleistet; ihre aufbewahrung ist deshalb sehr wichtig.
- NL Opgelet:**
De veiligheid van di atoesel is slechts dan gegarandeerd als indien de volgende instructies strikt worden toegepast: daarom moet men ze ook bewaren.
- ES Atencion:**
La seguridad del aparato se garantiza solo cumpliendo cuidadosamente las siguientes instrucciones; por ello, es necesario conservarlas.
- DA Bemærk:**
Sikkerheden ved brug af armaturet kan kun garanteres, hvis disse anvisninger følges; sørg derfor for at gemme dem.
- NO Advarsel:**
Sikkerheten til dette apparatet garanteres kun hvis du overholder disse instruksjonene; husk å oppbevare dem på et trygt sted.
- SV Observera:**
Utrustningens säkerhet kan endast garanteras om dessa anvisningar respekteras i detalj. Spara därför dessa anvisningar för framtida konsultation.
- RU Внимание:**
Мы гарантируем безопасную эксплуатацию изделия только при соблюдении следующих инструкций; с этой целью необходимо сохранить данную брошюру.
- ZH 警告:**
为确保该装置安全，请遵守操作指示；并于安全场所放置。

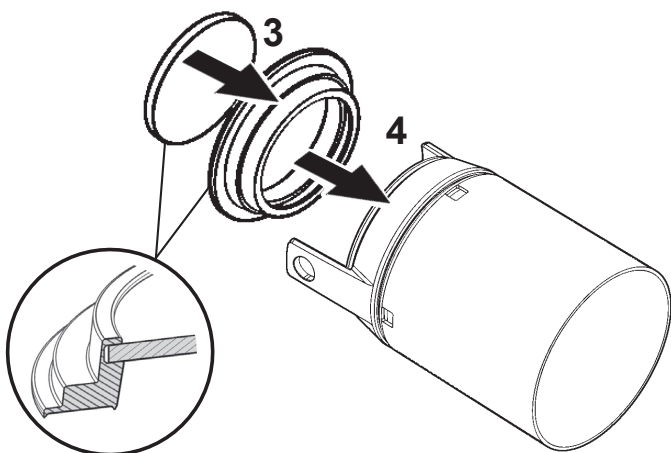
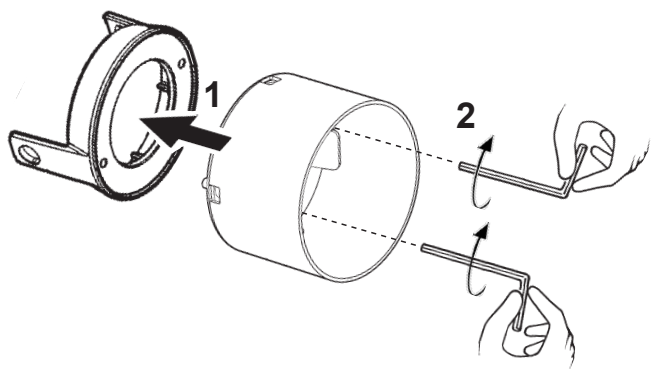
تحيير:
لا يمكن ضمان سلامة هذا الجهاز إلا إذا التزمت بهذه التعليمات. يجب حفظها في مكان آمن.

												
												
ART Ø 30mm	X243	X259	X263	X255	X247	X251	✗	✓	✓	X539	X533	
ART Ø 49mm	X244	X260	X264	X256	X248	X252	✗	✓	✓	X540	X534	

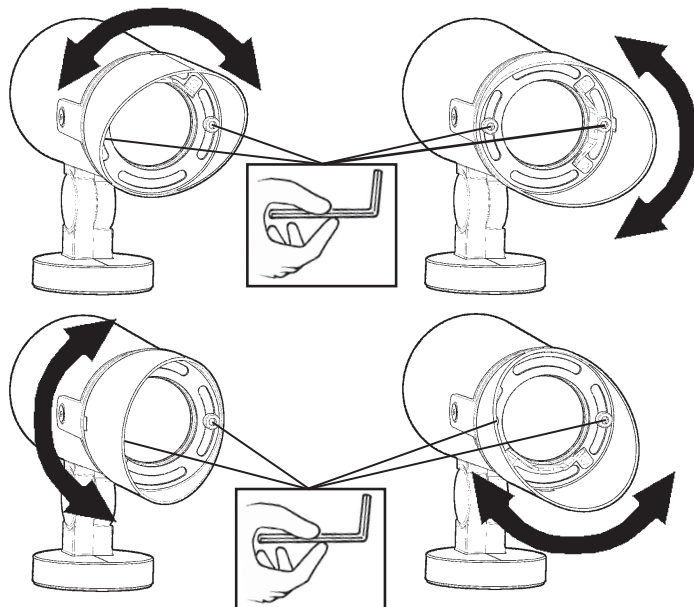
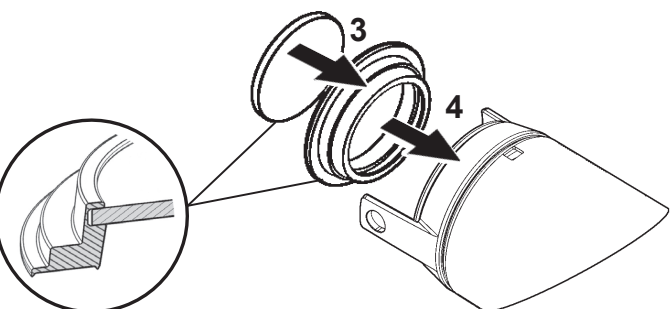
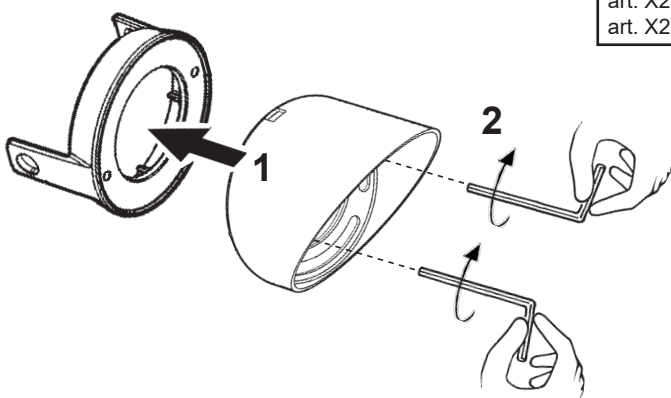




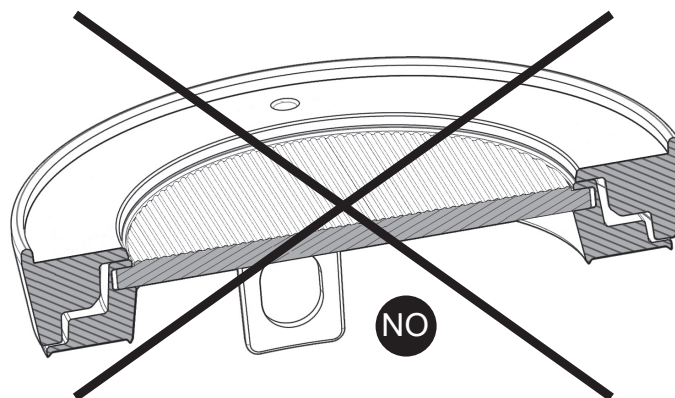
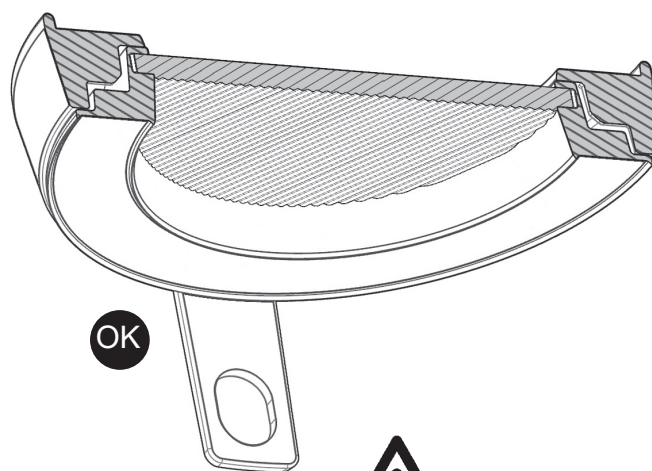
art. X247
art. X248



art. X251
art. X252

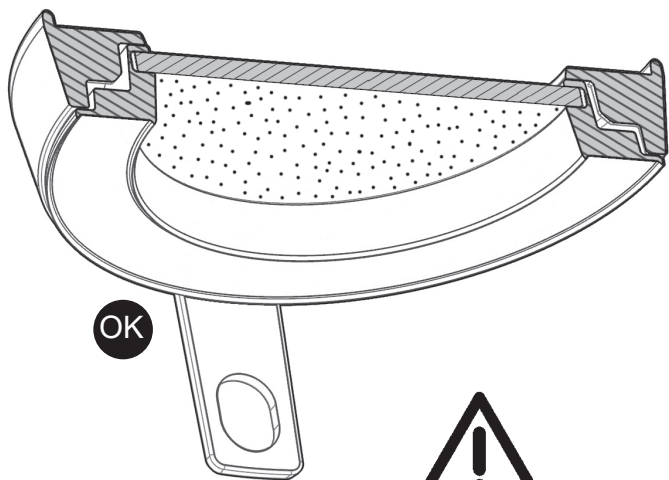


art. X259
art. X260

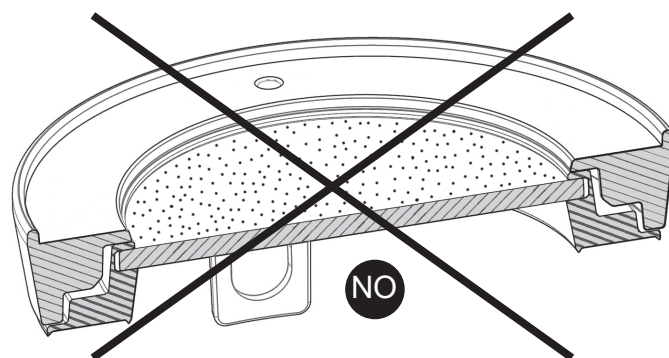




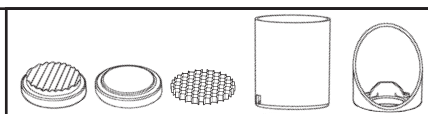
art. X263
art. X264




OK



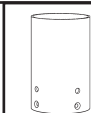
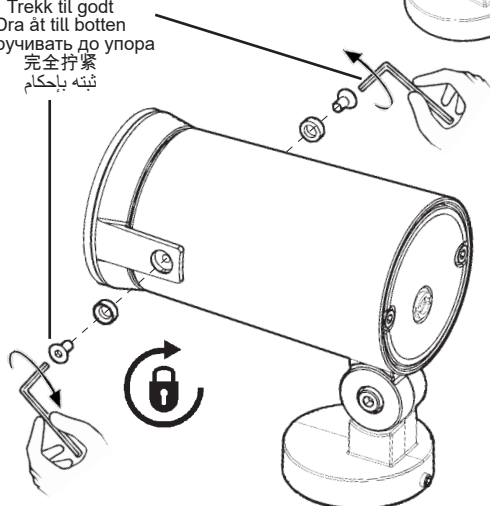
NO



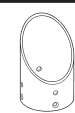
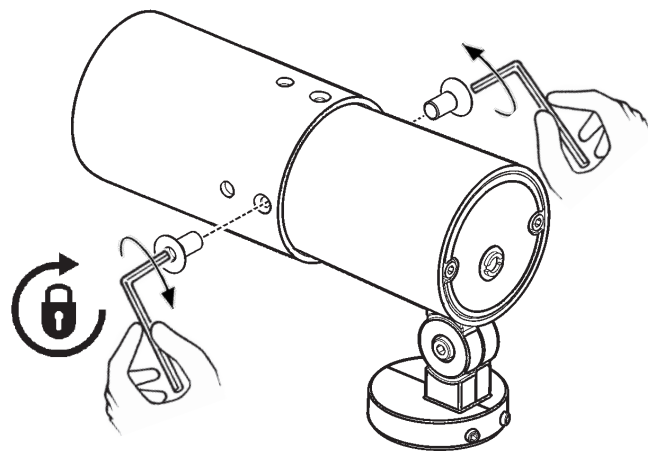
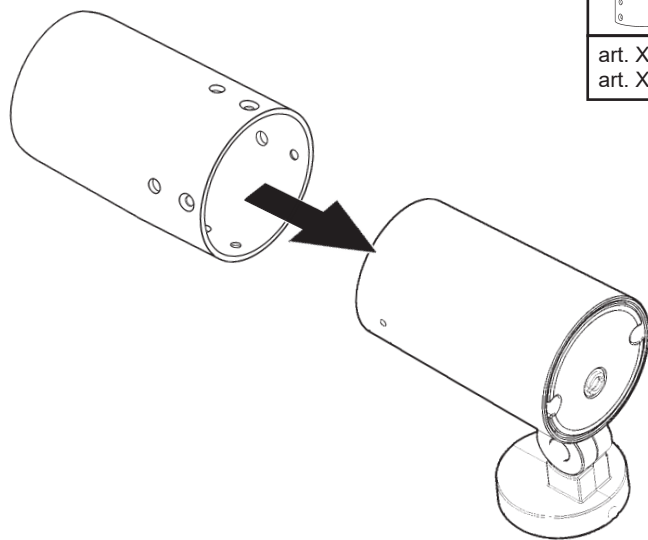
art. X243
art. X244



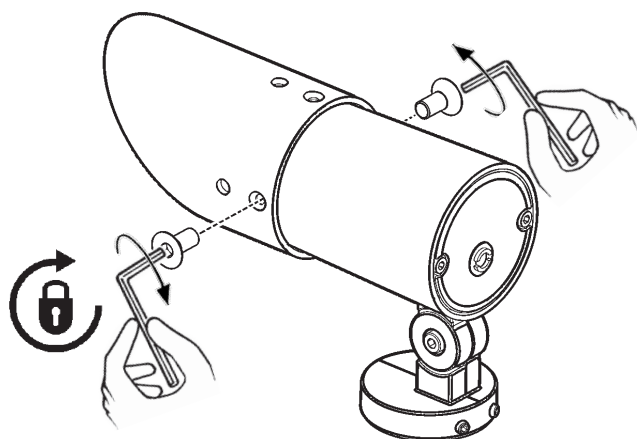
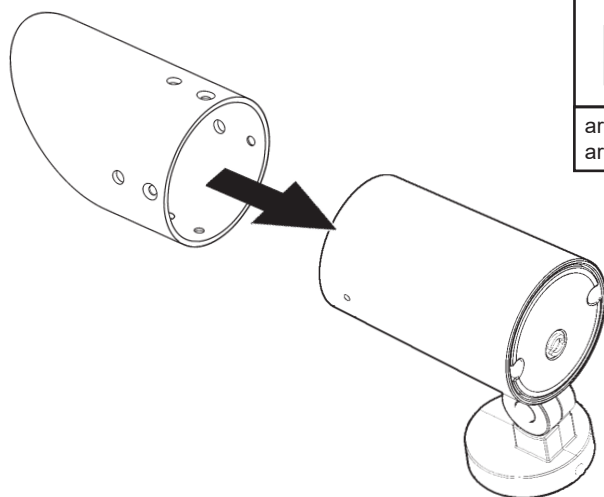
Serrare a fondo
Tighten firmly
Serrer à fond
Fest einrasten
Goed aanschroeven
Enroscar en firme
Skrues i bund
Trek til godt
Dra åt till botten
Закручивать до упора
完全拧紧
ثبته بالحكام



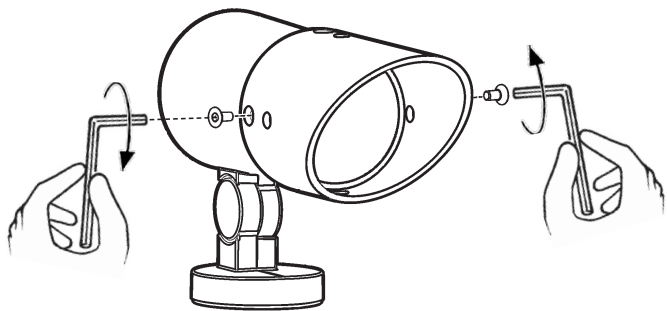
art. X539
art. X540



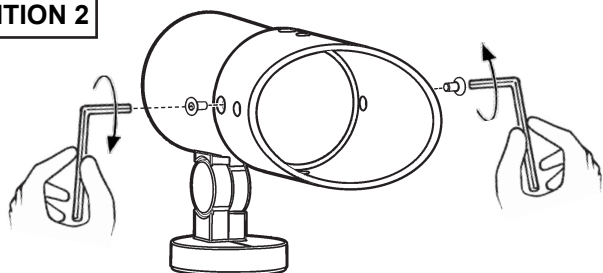
art. X533
art. X534



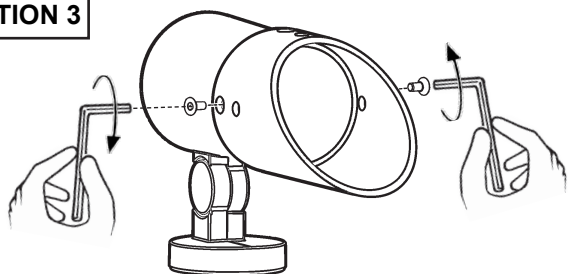
POSITION 1



POSITION 2



POSITION 3



POSITION 4

