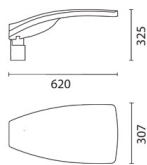


Last information update: November 2024

**Product configuration: EC47**

EC47: Pole-mounted system – ST1 optic - Warm White - Dali - ø46-60-76mm

**Product code**

EC47: Pole-mounted system – ST1 optic - Warm White - Dali - ø46-60-76mm

**Technical description**

Outdoor luminaire with direct light street optic for a high level of visual comfort (G4), designed to use LED lamps. The optical assembly and the pole attachment system are made of EN1706AC 46100LF aluminium alloy and subjected to a multi-step, pre-treatment process, in which the main phases are: degreasing, fluorozirconation (a protective surface film) and sealing (with a nano-structured silane layer). The painting stage consists of a primer and a liquid acrylic paint, cured at 150 °C, with a high level of weather resistance. Option of also adjusting, with a graduated scale, the inclination in relation to the road surface of +15°/-10° (in 5° steps) for a pole-top installation and +5°/20° (in 5° steps) for a lateral installation. 5 mm thick tempered sodium-calcium closure glass. The glass secured to the frame closes the led optical assembly which is secured to the components assembly with a hinge and 2 screws. The high IP rating is guaranteed by the silicone gasket placed between the two elements. Complete with circuit featuring monochrome LEDs and silver aluminium reflectors. LED assembly can be replaced directly on site. Possibility of replacing the LEDs in groups of 12 in the laboratory. DALI electronic control gear. Control gear connected with quick-coupling connectors. Driver with automatic internal temperature control system. Tool-free removable control gear plate unit. The optical assembly is fixed to the wall-mounted or pole-top attachment with two clamping screws and two safety grub screws facilitate assembly. The light flow emitted in the upper hemisphere of the system in the horizontal position is null (in conformity with the strictest standards for the prevention of light pollution). All external screws are made of stainless steel.

**Installation**

The floodlight can be installed with pole-top or lateral mounting using a die-cast aluminium pole-top for diameters of 46/60/76 mm. Diameters from 60 to 76 mm without using the standard adaptor, and from 46 to 60 mm with the adaptor. Secured to the pole by two bolts and two safety locking nuts.

**Colour**

White (01) | Black (04) | Grey (15) | Rust Brown (F5)

**Weight (Kg)**

9

**Mounting**

wall arm|pole-top

**Wiring**

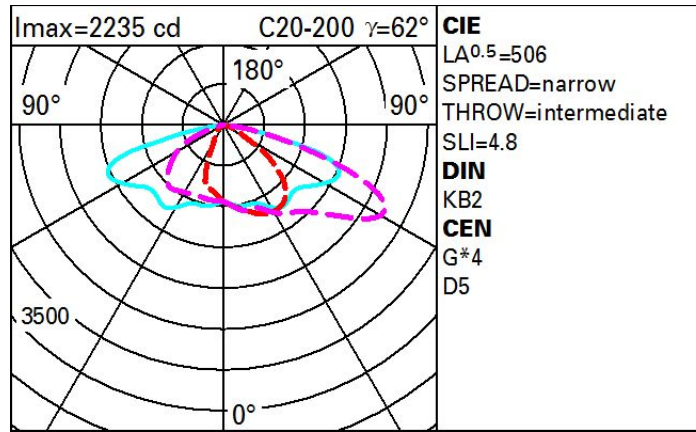
The pole-top attachment guarantees the completely safe passage of power cables, avoiding piercing. 6-pole terminal board for ø 7-14mm cables. Overvoltage protection: 10KV Common Mode and 6KV Differential Mode

Complies with EN60598-1 and pertinent regulations

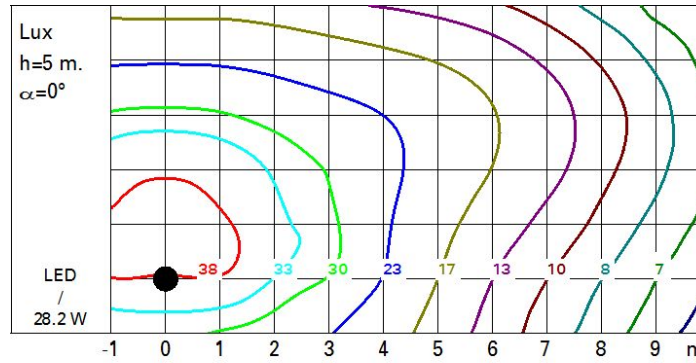
**Technical data**

Im system:	3830	Life Time LED 2:	100,000h - L90 - B10 (Ta 40°C)
W system:	28.2	Voltage [Vin]:	230
Im source:	-	Lamp code:	LED
W source:	-	Number of lamps for optical assembly:	1
Luminous efficiency (lm/W, real value):	135.8	ZVEI Code:	LED
Im in emergency mode:	-	Number of optical assemblies:	1
Total light flux at or above an angle of 90° [Lm]:	0	Intervallo temperatura ambiente:	from -40°C to 50°C.
Light Output Ratio (L.O.R.) [%]:	100	Power factor:	See installation instructions
CRI (minimum):	70	Inrush current:	43 A / 260 µs
Colour temperature [K]:	3000	Maximum number of luminaires of this type per miniature circuit breaker:	B10A: 6 luminaires B16A: 10 luminaires C10A: 10 luminaires C16A: 17 luminaires
MacAdam Step:	3	Overvoltage protection:	10kV Common mode & 6kV Differential mode
Life Time LED 1:	100,000h - L90 - B10 (Ta 25°C)	Control:	DALI-2

# Polar



# Isolux



# Utilisation factors

