2.516.872.03 IS06848/04

iGuzzini

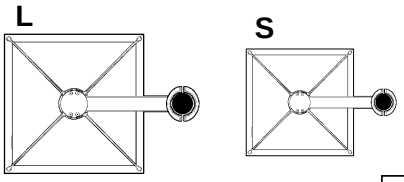

SISTEMA U.F.O.

L	S
Large 600x600 mm	Small 400x400 mm

ATTENZIONE:
LA SICUREZZA DELL'APPARECCHIO E' GARANTITA SOLO CON L'USO APPROPRIATO DELLE SEGUENTI ISTRUZIONI; PERTANTO E' NECESSARIO CONSERVARLE.

WARNING:
THE SAFETY OF THIS FIXTURE IS GUARANTEED ONLY IF YOU COMPLY WITH THESE INSTRUCTIONS; REMEMBER TO CONSERVE IN A SAFE PLACE.

ATTENTION:
LA SECUTIE DE L'APPAREIL N'EST GARANTIE QU'EN CAS D'UTILISATION CORRECTE DES INSTRUCTIONS SUIVANTES; IL FAUT PAR CONSEQUENT LES CONSERVER.

ACHTUNG:
DIE SICHERHEIT DES GERÄTES WIRD NUR DURCH SACHGEMÄSSE BEFOLGUNG NACHSTEHENDER ANWEISUNGEN GEWÄHRLEISTET; IHRE AUFBEWAHRUNG IST DESHALB SEHR WICHTIG.

ATTENTIE:
DE VEILIGHEID VAN DE APPARATUUR IS SLECHTS DAN GEGARANDEERD ALS MEN DE VOLGENDE INSTRUKTIES STRIKT OPVOLGT: DAAROM MOET MEN ZE OOK BEWAREN.

ATENCION:
LA SEGURIDAD DEL APARATO SE GARANTIZA SOLO CUMPLIENDO CUIDADOSAMENTE LAS SIGUIENTES INSTRUCCIONES; POR ELLO, ES NECESARIO CONSERVARLAS.

BEMÆRK:
SIKKERHEDEN VED BRUG AF ARMATURET KAN KUN GARANTERES, HVIS DISSE ANVISNINGER FØLGES; SØRG DERFOR FOR AT GEMME DEM.

ADVARSEL:
SIKKERHETEN TIL DETTE APPARATET GARANTERES KUN HVIS DU OVERHOLDER DISSE INSTRUKSJONENE; HUSK Å OPPBEVARE DEM PÅ ET TRYGT STED.

OBSERVERA!
UTRUSTNINGENS SÄKERHET KAN ENDAST GARANTERAS OM DESSA ANVISNINGAR RESPEKTERAS I DETALJ. SPARA DÄRFÖR DESSA ANVISNINGAR FÖR FRAMTIDA KONSULTATION.

ВНИМАНИЕ:
МЫ ГАРАНТИРУЕМ БЕЗОПАСНУЮ ЭКСПЛУАТАЦИЮ ИЗДЕЛИЯ ТОЛЬКО ПРИ СОБЛЮДЕНИИ СЛЕДУЮЩИХ ИНСТРУКЦИЙ; С ЭТОЙ ЦЕЛЬЮ НЕОБХОДИМО СОХРАНИТЬ ДАННУЮ БРОШЮРУ.

警告：
为确保该装置安全，请遵守操作指示；并于安全场所放置。



N.B.: DURANTE L'INSTALLAZIONE DEL SISTEMA RISPETTARE SCRUPOLOSAMENTE LE NORME IMPIANTISTICHE NAZIONALI VIGENTI.

N.B.: WHEN INSTALLING THE SYSTEM, MAKE SURE ALL CURRENT NATIONAL REGULATIONS RELATING TO INSTALLATION ARE OBSERVED.

N.B.: LORS DE L'INSTALLATION DU SYSTÈME VEUILLEZ RESPECTER RIGOUREUSEMENT LES NORMES EN VIGUEUR EN LA MATIERE DANS LE PAYS.

N.B.: BEACHTEN SIE BEI DER INSTALLATION DES SYSTEMS UNBEDINGT DIE IM LAND GELTENDEN ANLAGETECHNISCHEN VORSCHRIFTEN.

N.B.: BIJ HET INSTALLEREN VAN HET SYSTEEM MOET U DE GELDENDE NATIONALE INSTALLATIENORMEN STRIKT NALEVEN.

NOTA: DURANTE LA INSTALACION DEL SISTEMA RESPETAR ESCRUPULOSAMENTE LAS NORMAS NACIONALES DE INSTALACION EN VIGOR.

N.B.: UNDER INSTALLATION AF SYSTEMET SKAL MAN NØJE OVERHOLDE DE GÆLDENDE REGLER FOR DISSE ANLÆG.

N.B.: UNDER INSTALLASJON AV SYSTEMET MÅ DE NASJONALE ANLEGGSFORSKRIFTENE OVERHOLDES NØYE.

OBS! UNDER INSTALLATIONEN AV SYSTEMET SKA GÄLLANDE NATIONELLA INSTALLATIONSFORESKRIFTER RESPEKTERAS I DETALJ.

ПРИМЕЧАНИЕ: В ПРОЦЕССЕ МОНТАЖА СИСТЕМЫ СТРОГО СОБЛЮДАЙТЕ НАЦИОНАЛЬНЫЕ ДЕЙСТВУЮЩИЕ НОРМАТИВЫ ПО ЭЛЕКТРОПРОВОДКЕ.

注意：在安装 系统时请谨守设备的安装规定。

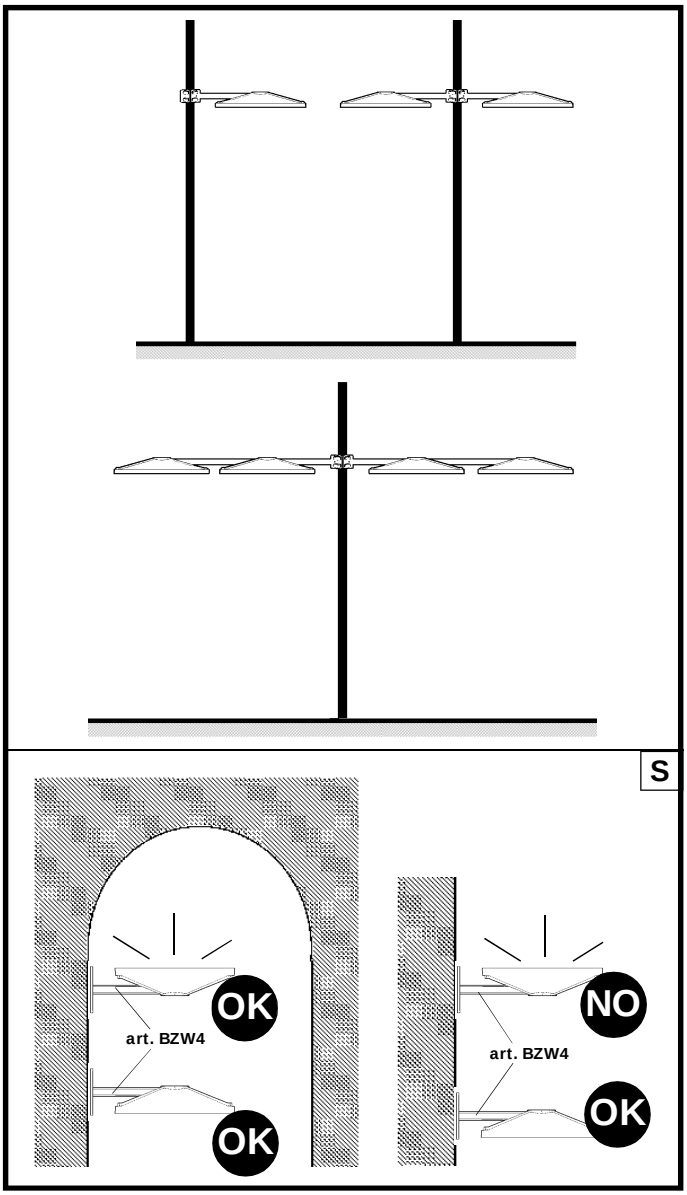

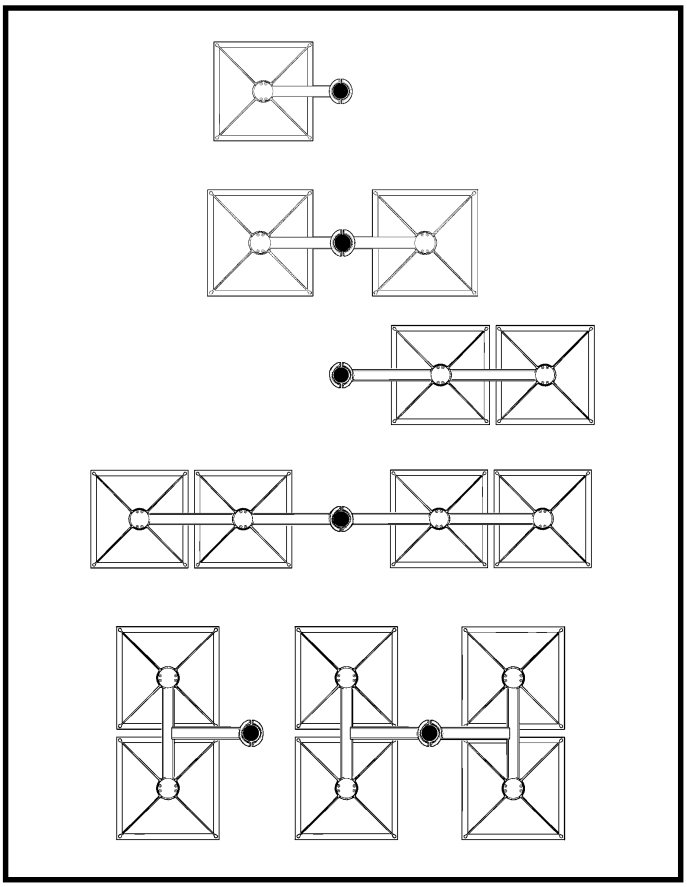

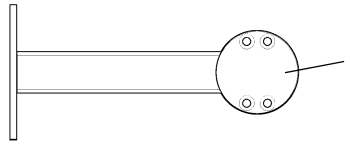

	PALO - POLE - MAT - MAST - PAAL - POSTE - MAST STANG - STÅNG ФОНАРНЫЙ СТОЛБ 灯杆					
	Ø 76		Ø 102		Ø 120	
	L	S	L	S	L	S
	art. BZP4	art. BZP3	art. BZP6	art. BZP5	art. BZP7	/
	/		L	S	L	S
			art. BZP8	art. BZU5	art. BZP9	/
	/		L	S	L	S
			art. BZQ0	art. BZU6	art. BZQ1	/
	L	S	L	S	L	S
	art. BZQ2		art. 6161		art. 6162	/
	/		art. BZM6		art. BZM7	



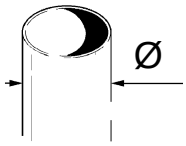

Ø L
60 mm ÷ 120 mm
Ø S
60 mm ÷ 102 mm

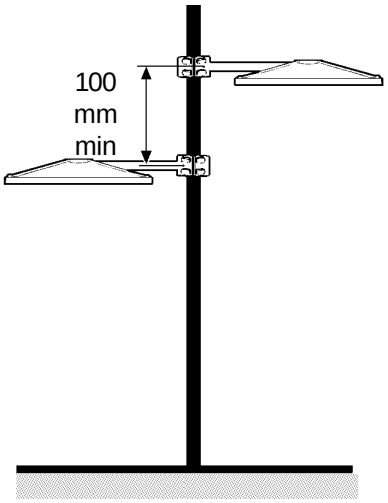

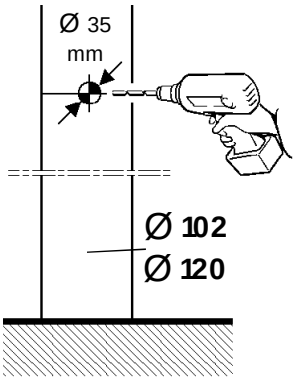

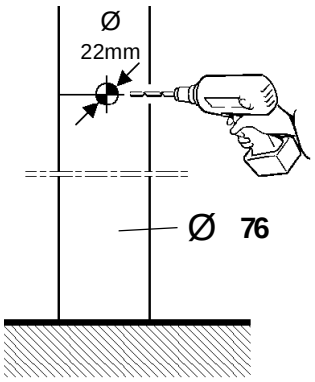

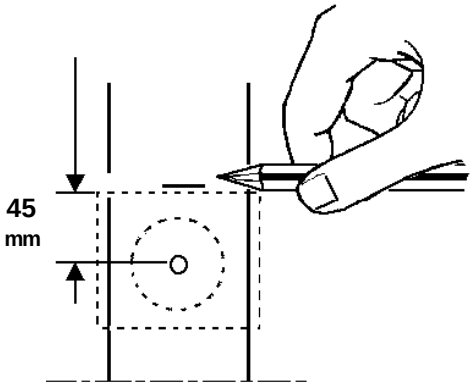

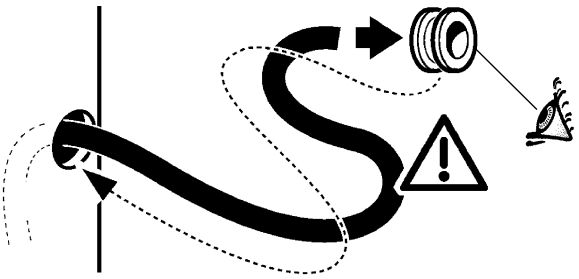

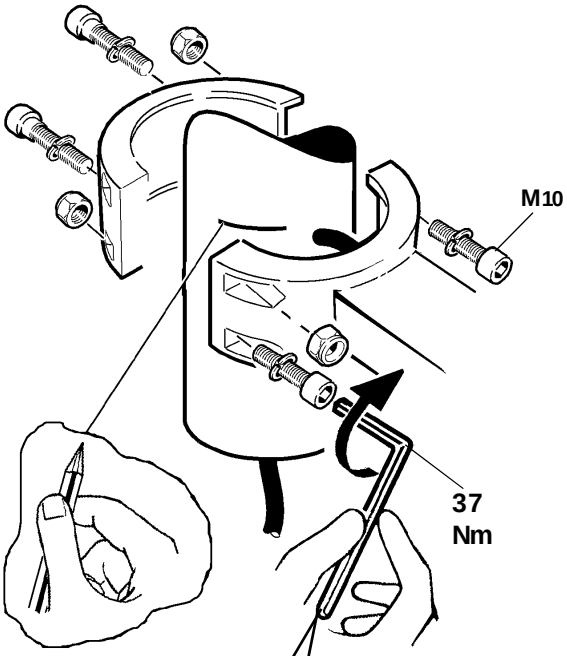



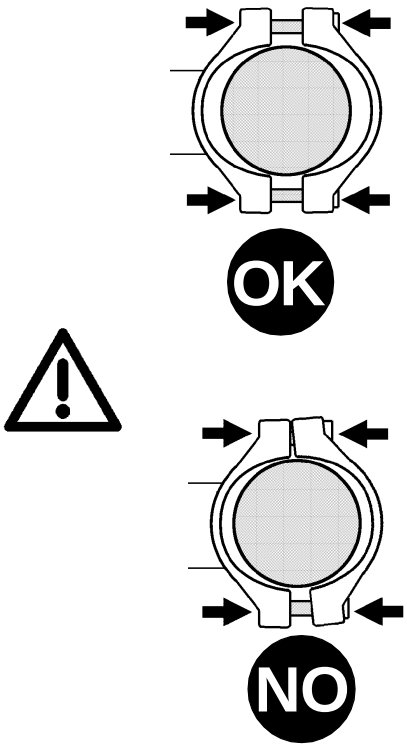

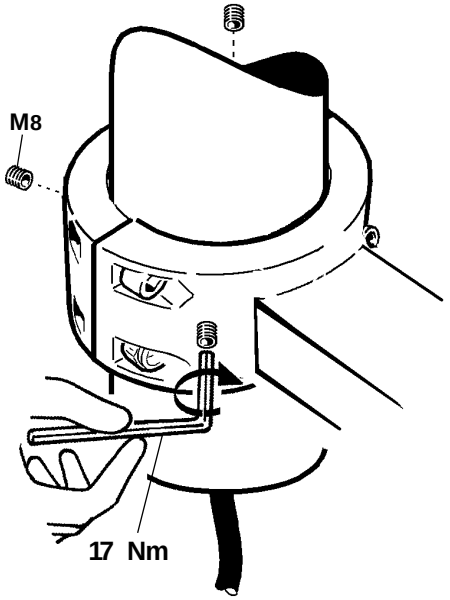

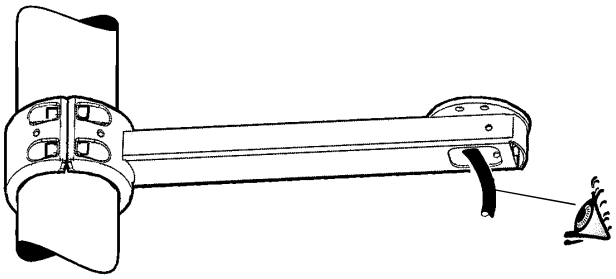

ART. BZW4

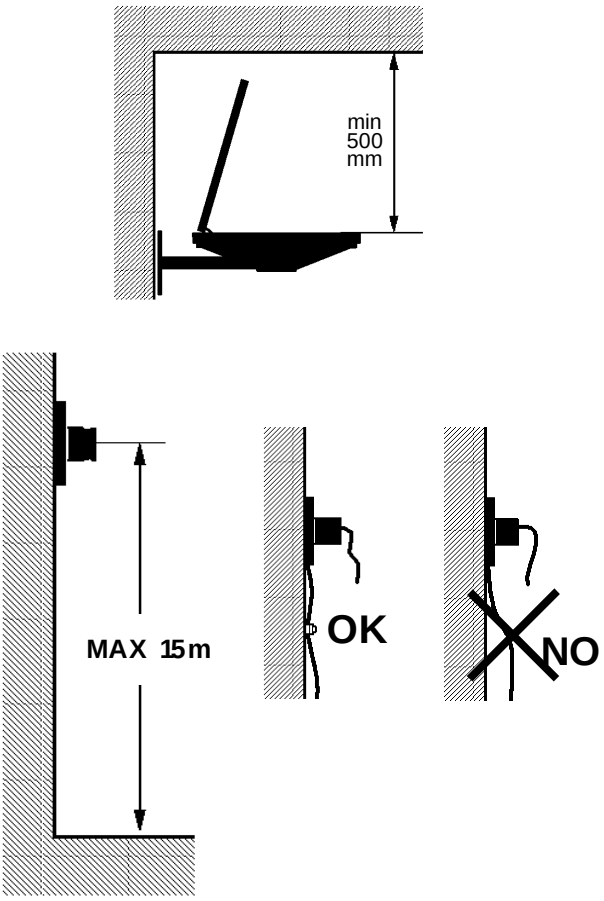

I Evitare che il peso del cavo o sue trazioni accidentali gravino sul prodotto.
N.B.:*Non sottoporre a trazioni superiori agli 80 N.

GB The cable weighing on the product or being accidentally tugged may cause damage to the product. Avoid both.
N.B.:*Do not subject to tugs greater than 80 N.

F Evitez que le poids du câble ou ses tractions accidentelles grèvent sur le produit.
N.B.:*Ne pas soumettre à des tractions dépassant 80 N.

D Achten Sie darauf, dass das Gewicht des Kabels oder eventuell auf dieses einwirkende, plötzliche Zugkräfte die Leuchte nicht belasten.
N.B.: *Vermeiden Sie eine Zugkraft von über 80 N.

NL Vermijd dat het gewicht van de kabels of accidentele tracties het product belasten.
N.B.: *Onderwerp ze niet aan een tractie die hoger is dan 80 N.

E Evitar cargar el peso del cable o sus tracciones accidentales sobre el producto.
NOTA:*No someter a tracciones superiores a 80 N.

DK Undgå, at produktet belastes af vægten fra ledningen eller utilsigtede trækpåvirkninger.
N.B.:*Forbindelsen må ikke udsættes for trækpåvirkninger på over 80 N.

N Kabelvekt på produktet eller ved å bli utilsiktet strukket kan forårsake skade på produktet. Unngå begge.
N.B.:*Ikke utsett for drakrefter som er stø rre enn 80 N.

S Undvik att kabelns vikt eller dess dragspänning sliter på utrustningen.
OBS!*Utsätt dem inte för dragkrafter över 80 N.

RUS Избегайте, чтобы вес кабеля или его случайного натяжение оказывали нагрузку на прибор.
ПРИМЕЧАНИЕ:*Не подвергать натяжению с усилием более 80 Н.

CN 电缆压在产品上或偶然拖拉可能会导致产品损坏。皆应避免。
注意：*请勿使其受大于的80N的拖曳力。

PER IL FISSAGGIO USARE TASSELLI AD ESPANSIONE CON VITI M 8; IL TIPO DI TASSELLO DA USARE (NYLON, ACCIAIO, A REAZIONE CHIMICA ....) E' DA SCEGLIERE IN FUNZIONE DELLE CARATTERISTICHE DEL MATERIALE DI SUPPORTO (MURATURA, CALCESTRUZZO,METALLO ....) SU CUI VIENE APPLICATO IL PRODOTTO.
FOR ATTACHMENT, USE EXPANSION PLUGS WITH M8 SCREW; CHOOSE THE TYPE OF PLUG (NYLON, STEEL, CHEMICAL REACTION ....) ACCORDING TO THE CHARACTERISTICS OF THE SURFACE (MASONRY, CONCRETE, METAL ....) TO WHICH IT IS APPLIED.
POUR LA FIXATION, UTILISEZ DES CHEVILLES A EXPANSION ET DES VIS M8, LE TYPE DE CHEVILLE DEVANT ÊTRE UTILISE (NYLON, ACIER, A REACTION CHIMIQUE ....) DOIT ÊTRE CHOISI EN FONCTION DES CARACTERISTIQUES DU MATERIAU DE SUPPORT (MAçONNERIE, BETON, METAL ....) DU PRODUIT.
FÜR DIE BEFESTIGUNG SPREIZDÜBEL MIT SCHRAUBE M8 VERWENDEN; DER ZU VERWENDENDE DÜBELTYP (AUS NYLON, STAHL, MIT CHEMISCHER REAKTION ....) HÄNGT VON DEN EIGENSCHAFTEN DES BEFESTIGUNGSMATERIALS (MAUERWERK, BETON, METALL ....) AN DEM DAS PRODUKT MONTIERT WIRD, AB.
VOOR HET BEVESTIGEN GEBRUIKT MEN EXPANSIEPLUGGEN MET SCHROEVEN M 8; HET TE GEBRUIKEN TYPE PLUG (NYLON, STAAL, CHEMISH REAGEREND ....) HANGT AF VAN DE KENMERKEN VAN HET MATERIAAL WAAROP HET PRODUKT WORDT AANGEBRACHT (METSELWERK,BETON, METAL ....).
PARA LA FIJACION UTILIZAR TARUGOS DE EXPANSION CON TORNILLOS M8; EL TIPO DE TARUGO QUE DEBE USARSE (NYLON,ACERO, DE REACCION QUIMICA....) DEBERA ELEGIRSE EN FUNCION DE LAS CARACTERISTICAS DEL MATERIAL DE SOPORTE (MAMPOSTERIA, HORMIGON, METAL ....) EN EL CUAL DEBE APLICARSE EL PRODUCTO.
FOR FASTGØRELSE SKAL MAN ANVENDE RAWLPLUGS MED SKRUER Ø 10. DE PLUGS, DER KAN ANVENDES (NYLON, STÅL, MED KEMISK REAKTION ....) SKAL VÆLGES UD FRA MONTERINGSFLADERNES EGENSKABER (MURVÆRK, BETON, METAL ....) HVOR PRODUKTET SKAL MONTERES.
FOR FESTE, BRUK EKSPANSJONSPLUGGER MED Ø 10 SKRUE. VELG TYPE PLUGG (NYLON, STÅL, KJEMISK REAKSJON…) ETTER EGENSKAPENE PÅ OVERFLATEN (MUR, BETONG, METALL…) SOM DE ER PÅFØRT.
FÖR FASTSÄTTNINGEN SKA EXPANSIONSPLUGGAR MED Ø 10 SKRUV ANVÄNDAS. TYPEN AV PLUGG (NYLON, STÅL, KEMISK REAKTION O.S.V.) SKA VÄLJAS BEROENDE PÅ DET BÄRANDE MATERIALETS EGENSKAPER (MURVERK, BETONG, METALL O.S.V.) DÄR PRODUKTEN APPLICERAS.

ДЛЯ КРЕПЛЕНИЯ ИСПОЛЬЗУЙТЕ РАСШИРИТЕЛЬНЫЕ ВКЛАДЫШИ С ШУРУПАМИ М8; ТИП ИСПОЛЬЗУЕМОГО ВКЛАДЫША (НЕЙЛОН, СТАЛЬ, С ХИМИЧЕСКОЙ РЕАКЦИЕЙ....) ВЫБИРАЕТСЯ ПО ХАРАКТЕРИСТИКАМ МАТЕРИАЛА ОСНОВАНИЯ, К КОТОРОМУ КРЕПИТСЯ СИСТЕМЫ (КЛАДКА, БЕТОН, МЕТАЛЛ...). К КОТОРОМУ КРЕПИТСЯ ПРИБОР.

至于附加装置，使用带M8螺丝的膨胀塞；根据使用塞子的表面（砖石．混凝土．金属……）的特征选择塞子的类型（尼龙．钢．化学处理……）

INTERASSI DI FORATURA
CENTRE TO CENTRE DISTANCE BETWEEN HOLES
ENTRE-AXES DE PERÇAGE
ABSTAND DER BOHRLÖCHER
AFSTANDEN TUSSEN DE GATEN
DISTRANCIA ENTRE LOS EJES DE PERFORACIÓN
HULAFSTAND
AVSTANDER FRA SENTER TIL SENTER MELLOM HULL
AVSTÅND MELLAN HÅL
ШАГ ОТВЕРСТИЙ
孔间的中心距离

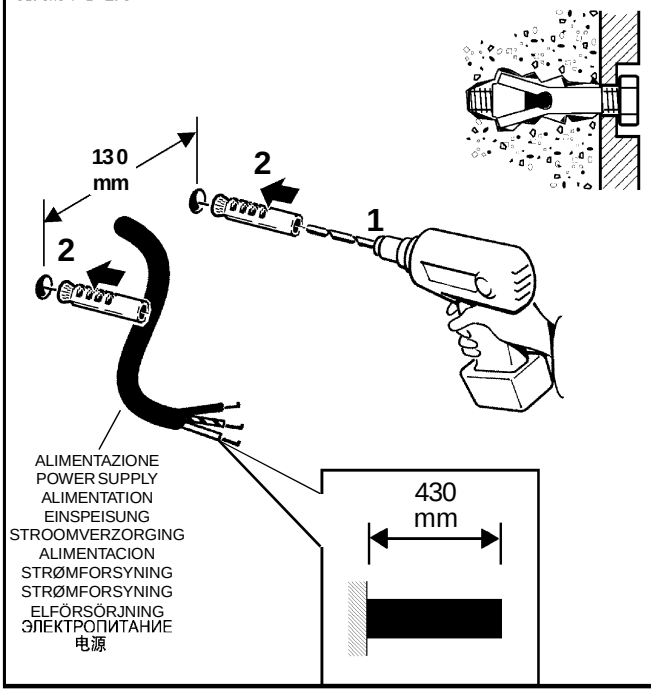

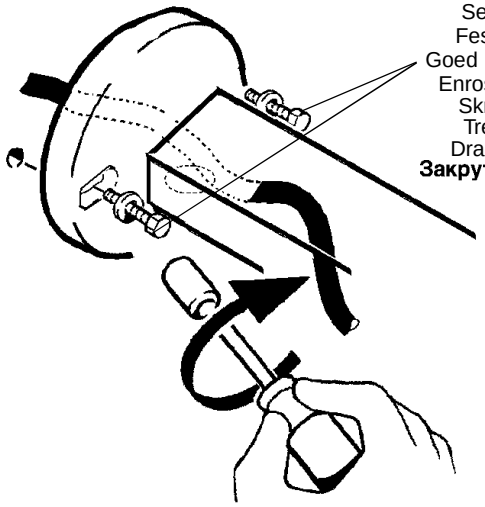



ART. 6163 - 6164 - BZQ3

ART.	PALO - POLE - MAT MAST - PAAL - POSTE ФОНАРНЫЙ СТОЛБ 灯杆 Ø mm
6163	89
6164	114
BZQ3	60

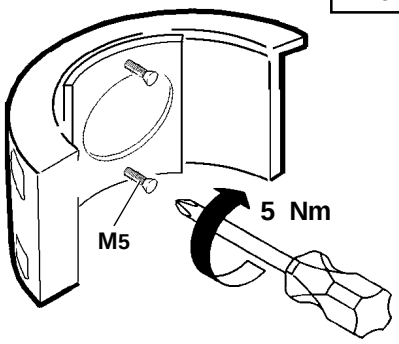

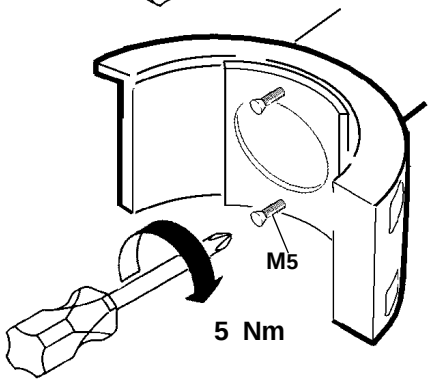

ART. BZM6 - BZM7

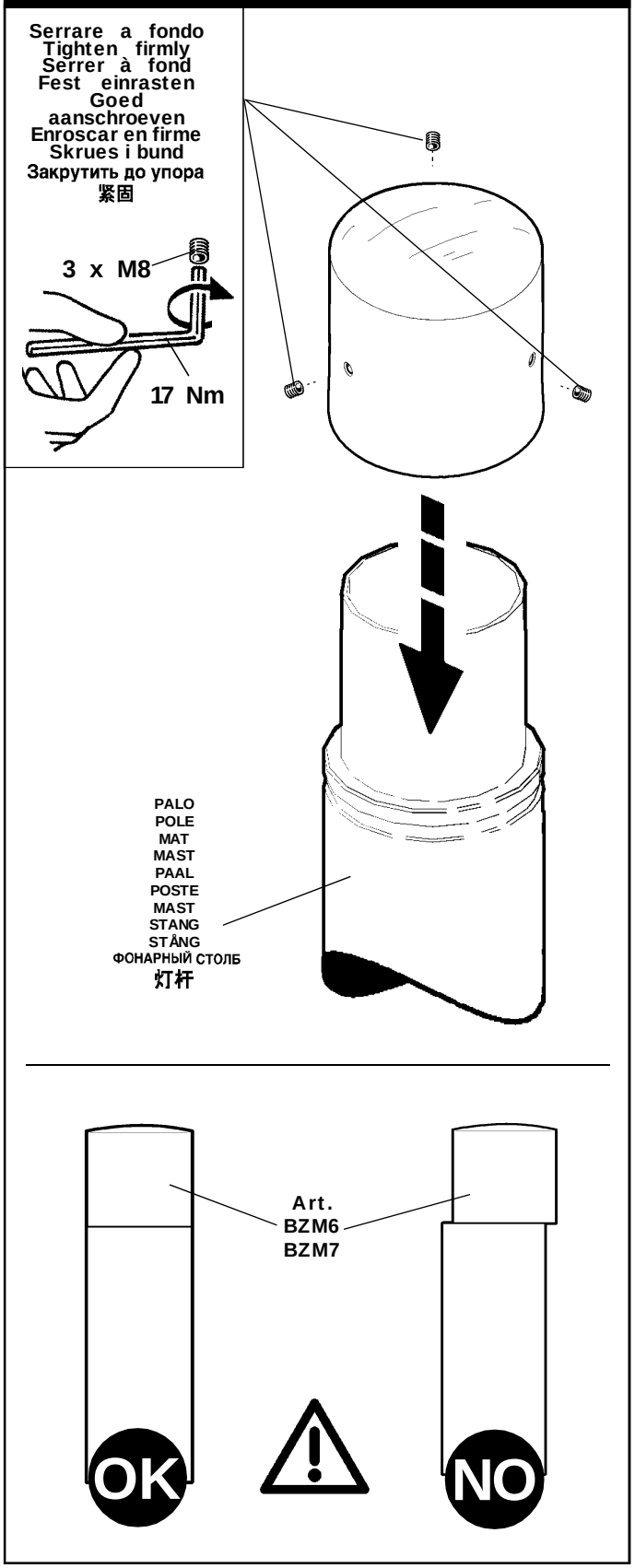

I	Per il cablaggio elettrico fare riferimento al foglio istruzioni del vano ottico.
GB	Please refer to the optical assembly instruction sheet for the electric wiring.
F	Pour le câblage électrique, se reporter à la notice d'instructions du groupe optique.
D	Informationen zur elektrischen Verkabelung können Sie den Hinweisen zum Leuchtengehäuse entnehmen.
NL	Voor de elektrische bedrading raadpleegt u het instructieblaadje in het armatuur.
E	Para el cableado eléctrico hágase referencia a la hoja de instrucciones del vano óptico.
DK	Se vejledningen til den optiske enhed for ledningsføring.
N	Vennligst se instruksjonsarket for den optiske monteringen for den elektriske kablingen.
S	Angående kabeldragningen, se instruktionsbladet för det optiska rummet.
RUS	Порядок монтажа электропроводки смотрите в инструкциях к ламповому отсеку.
CN	针对布线，请参阅光学组件说明表。

Headquarters iGuzzini illuminazione spa
via Mariano Guzzini, 37 - 62019 Recanati Italy